


# Guidance on Environmental Monitoring and Control of *Listeria* for the Fresh Produce Industry



Developed by the United Fresh Food Safety & Technology Council

## ACKNOWLEDGMENT

This guidance is a publication of the United Fresh Produce Association, developed by the United Fresh Food Safety & Technology Council under the direction of David Gombas, Ph.D., Senior Vice President Food Safety and Technology, who served as Executive Editor.

United would like to thank the following individuals for their substantive contributions and technical review of the document: Samantha Bierschwale, Sally Blackman, John N. Butts, Deborah Carter, Clifford Coles, Willette M. Crawford, Paulette Denault-Bryce, Barry A. Eisenberg, Mario Estrada Jr., Harold Ewell, Steven Foster, Margaret Hardin, Heidi Hau, Justin Kerr, Bob Mills, Elis M. Owens, Courtney Parker, Ruth L. Petran, Gale Prince, Jeanne Raede, Michael Roberson, Gurjit Shergill, Kim Snyder, Stacy K. Stoltenberg, Trevor Suslow, and Brian Zomorodi. Special thanks to John Butts, Margaret Hardin, Jeanne Raede, and Trevor Suslow, who provided photos for use in this publication.

## IMPORTANT NOTICE

This guidance represents the peer-reviewed views of United Fresh Produce Association's Food Safety & Technology Council as of the date of publication. Scientific and technical knowledge regarding equipment, facilities, and practices, as well as the state of knowledge regarding the likelihood of certain commodities, agricultural practices, or regions contributing to the prevalence, virulence, and behavior of the pathogen itself, will almost certainly continue to change over time. Readers are cautioned that this guidance does not purport to provide fail-safe solutions for all issues arising in *Listeria* monitoring and control in the fresh processing environment. Adherence to any particular practice described in this guidance does not guarantee that the practice will always be effective, even if followed closely. Readers using this guidance must evaluate their own products and operations individually.

## CONTACT

For questions about this publication, please contact Dr. David Gombas, Senior Vice President of Food Safety and Technology, United Fresh Produce Association, at (202) 303-3400.

# TABLE OF CONTENTS

---

<b>Introduction</b>	<b>4</b>
<b>Background</b>	<b>5</b>
<b>Regulatory Responses to <i>Listeria</i></b>	<b>7</b>
<b><i>Listeria</i> Control Measures Relevant to Fresh Produce</b>	<b>10</b>
<b>Usefulness of Testing Produce</b>	<b>11</b>
<b>Minimizing Contamination in the Field</b>	<b>11</b>
<b>Understanding Vulnerability in the Facility Environment</b>	<b>12</b>
<b>Designing Hazards Out of the Facility</b>	<b>12</b>
Incoming ingredients/supplier approval programs	12
Outside the facility	13
Facility and equipment design	13
Separation of raw and processed product	14
Equipment	14
Drains	15
Airflow	16
Product and traffic flow	17
Footbaths and vehicle traffic control	17
Employee practices	17
Water	17
Cleaning and sanitation program	18
Heat sanitation of equipment	18
Prevention and removal of biofilms	19
<b>Designing an Environmental Monitoring Plan</b>	<b>19</b>
Identifying testing zones	20
What to test for: <i>Listeria</i> spp. vs. <i>L. monocytogenes</i>	22
When to confirm, when not to confirm	22
Where to sample	22
Where not to sample	25
Master swab plan	26
How to collect samples: sampling/transport methodologies	27
Selection of a laboratory to do the testing	27
<b>Employee Training in <i>Listeria</i> Control and Detection</b>	<b>28</b>
<b>Response to <i>Listeria</i> Detection</b>	<b>28</b>
<b>When to Stop Production and Recall Product</b>	<b>30</b>
<b>What to do if <i>Listeria</i> is Never Detected</b>	<b>31</b>
<b>References</b>	<b>32</b>
<b>Additional Resources</b>	<b>33</b>
<b>Case Studies</b>	<b>34</b>

---

## INTRODUCTION

---

*Listeria monocytogenes* has become recognized as a pathogen of concern in fresh produce handling operations. A soil microorganism (as opposed to pathogens like *E. coli* and *Salmonella*, which are primarily associated with animals and fecal contamination), *L. monocytogenes* is expected to be readily isolated from fresh produce growing environments. In comparison to illness caused by most other foodborne pathogens, listeriosis – the human disease caused by *L. monocytogenes* infections – has a higher fatality rate. The watershed event demonstrating the seriousness of *L. monocytogenes* was a 1981 outbreak linked to contamination of cabbage used in coleslaw. Listeriosis outbreaks linked to fresh-cut celery in 2010 and whole cantaloupes in 2011 further demonstrated that produce can be a vehicle responsible for listeriosis. Fortunately, and inexplicably, outbreaks from *Listeria* contamination are far less frequent than detections would suggest. Nevertheless, FDA considers *L. monocytogenes* on any ready-to-eat (RTE) food, including most fresh produce, as an adulterant, and the food subject to recall. In 2012 alone, FDA listed 40 recalls of fresh and fresh-cut produce because of *L. monocytogenes* detection, with no reported illnesses. Few investigations have revealed the source of *L. monocytogenes* in these recalls but, in several, including the 2010 and 2011 outbreaks, public health agency reports identify the post-harvest handling operation as the most likely source of the pathogen. Consequently, the United Fresh Food Safety & Technology Council undertook to develop this guidance document for the fresh and fresh-cut produce industry.

Fresh-cut operations have long had environmental monitoring procedures for *L. monocytogenes*, although perhaps without targeting the pathogen with as much of a priority as it may deserve. It is now recognized that superficial monitoring for the organism is insufficient for operations that are vulnerable to *Listeria* harborage, and a proactive “deep dive” approach is warranted; i.e., assuming that the organism can establish itself in the facility, recognizing that monitoring procedures will need to be structured for each operation and will need to evolve, and having procedures to continuously “seek and destroy”. We also have to recognize that, for many facilities, these changes will have to be progressive, not all at once, so it is important to know the sequence of what must be changed now, and what can be changed as resources become available.

Numerous guidance documents and publications have been developed in the past 30 years, describing effective monitoring and control procedures for *L. monocytogenes* in RTE operations. Many of the recommendations in those documents are also applicable to fresh, raw agricultural commodity (RAC) packing, cooling and shipping operations. However, fresh and fresh-cut produce handling offers some unique opportunities and challenges, which will be described in depth in this guidance.

This guidance is intended to be applicable to all fresh and fresh-cut produce operations, including field and field packing, packinghouse and other produce handling operations including re-pack, value-added and transport/distribution to retail/foodservice, recognizing that vulnerability to *L. monocytogenes* contamination and entrenchment in equipment or a facility will depend on the type(s) and production region of the commodities handled and the nature of the handling. All produce handling operations are encouraged to use this guidance 1) to determine their level of vulnerability to *Listeria* harborage that may lead to produce contamination and 2) if vulnerable, to develop and implement an effective *Listeria* monitoring and control program.

---

## BACKGROUND

---

### About *Listeria* and listeriosis

*L. monocytogenes* infection can lead to listeriosis. Although not a leading cause of foodborne illness, it is among the leading causes of death from foodborne illnesses; about 20-30% of listeriosis cases have resulted in death<sup>1</sup>. Another serious result of listeriosis is miscarriage. A healthy individual who has been exposed may develop no symptoms or a mild flu-like illness, but in rare occasions may develop serious illnesses such as septicemia or meningitis. The disease primarily affects older adults, pregnant women, newborns, and adults with weakened immune systems. The onset of illness ranges from three days to three months for more severe and invasive forms of illness. Duration of symptoms can be days to several weeks. It is generally accepted that the infective dose is much higher than it is for other pathogens, like *E. coli* O157:H7 or *Salmonella*, and so is primarily of concern in produce that will support growth of the pathogen.

*Listeria* is a bacterium that is common throughout the environment and can be isolated from the soil, decaying vegetation, and moist environments, most notably in, but not limited to, wet facilities. There are at least eight species in the genus *Listeria*<sup>2</sup>; only *L. monocytogenes* is primarily of public health concern. Other *Listeria* species (*Listeria* spp.) can grow in the same environments and conditions as *L. monocytogenes*, and are commonly used as indicators of the potential for *L. monocytogenes*. *L. monocytogenes* is a Gram-positive, rod-shaped, non-sporeforming, motile bacterium that is capable of functioning under varying environmental conditions. It is capable of forming or being incorporated into biofilms, making it more difficult to kill with routine cleaning and sanitizing procedures. It can survive in facilities and equipment, particularly niches, for many years. It may grow in foods in a pH range of 4.39 to 9.4. While it is considered a lower risk in foods that are more acidic, it can survive and has been detected on acidic fruits. Unlike other human pathogens, *Listeria* is capable of growing at temperatures below 40°F, with a temperature growth range of 32°–113°F. The optimum temperature range for growth is 86°–98.6°F. While it can grow at lower temperatures, growth will be slower. It can be distributed through a facility by many means, including raw materials, water, employees and equipment. *Listeria* is a “facultative anaerobe”, meaning it does not require oxygen to survive and grow, and so can grow in modified atmosphere packaged products, particularly those with extended shelf-life.

### Sources in the supply chain

*L. monocytogenes* can survive in the gastrointestinal tract of many animals but is generally considered a soil bacterium, and typically can be found in soil samples more commonly than *Salmonella* and pathogenic *E. coli*. Being generally more abundant in the environment, it is readily transported or transferred and has been found in, for example, water, compost, harvesting equipment, packinghouses, packing sheds, processing and packaging equipment, facility structures, drains, floors, walls, cooling units, transportation equipment, truck tires, forklifts, produce harvest and handling containers, and pallets. Transfer, or vectoring, is often traced to animal and people movement and activities. *L. monocytogenes* has also been found in retail and foodservice environments.

### Listeriosis illnesses linked to fresh produce

While the pathogen *L. monocytogenes* can often be detected in RTE foods, the foodborne disease, listeriosis, is rare but can be fatal. Many patients are hospitalized and about one in five infected people die. Raw vegetables have been linked to outbreaks of listeriosis in Austria and Western Australia, and sporadic cases in Australia and the U.K.<sup>1,3</sup>. At this writing, FDA reports three listeriosis outbreaks in the U.S. linked to fresh produce since 1981. They were as follows:

- 1981 outbreak, originating in eastern Canada, linked to coleslaw.

This investigation is considered to be the earliest report to show conclusively that human listeriosis is a foodborne disease. Coleslaw obtained from the refrigerator of a patient was positive for *L. monocytogenes* serotype 4b, which was the epidemic strain and the strain isolated from the patient’s blood. The coleslaw was commercially prepared with cabbage and carrots obtained from wholesalers and local farmers. Two unopened packages of coleslaw purchased from two different Halifax, Nova Scotia supermarkets yielded *L. monocytogenes* serotype 4b. Both packages of coleslaw were produced by the same processor. An investigation of the sources of cabbage revealed one farmer who, in addition to raising cabbage, maintained a flock of sheep. Two of his sheep had died of listeriosis in 1979 and 1981. The farmer used composted and fresh sheep manure in fields in which cabbage were grown. From the last harvest in October through the winter and early spring, cabbage was kept in a cold-storage shed. A shipment of cabbage from that shed during the period of the outbreak was traced to the implicated coleslaw processor.<sup>4</sup>

- 2010 outbreak linked to fresh-cut celery manufactured by Sangar Fresh Cut Produce.

Laboratory tests of chopped celery from the plant by Texas Department of State Health Services (DSHS) indicated the presence of *L. monocytogenes*. The testing was done as part of a DSHS investigation into ten listeriosis cases, including five deaths, reported to the department over an eight-month period. The outbreak was ultimately traced to chicken salad in which the chopped celery was an ingredient. This outbreak demonstrates the potential difficulty in listeriosis investigations when there are small numbers of cases, the illness' long incubation period and difficulty collecting complete information about what people ate, particularly many days or weeks prior to illness onset. DSHS inspectors reported sanitation issues at the plant – i.e., a condensation leak above a food product area, soil on a preparation table and hand washing issues – and believe the *Listeria* found in the chopped celery may have contaminated other food produced there.<sup>5</sup>

- 2011 outbreak, originating at a Colorado packinghouse, linked to whole cantaloupes.

This was the first listeriosis outbreak linked with whole produce. Among the 144 ill persons with available information on what they ate, 134 (93%) reported consuming cantaloupe in the month before illness onset. Source tracing of the cantaloupes that ill persons ate indicated that they came from Jensen Farms, and were marketed as being from the Rocky Ford region. *L. monocytogenes* were isolated from cantaloupe samples collected from grocery stores and from ill persons' homes.<sup>6</sup> FDA isolated three of the four outbreak strains from equipment and cantaloupe from the Jensen Farms' packing facility, and subsequently published an Environmental Assessment report<sup>7</sup>. In that report, FDA said that all environmental samples collected in the growing fields were negative for *L. monocytogenes*, and concluded that “the growing fields are not a likely means of contamination”. But investigators reported a number of factors in the facility that are likely to have contributed to the introduction, growth, or spread of the pathogen:

- Facility Design. The location of a refrigeration unit drain line allowed for water to pool on the packing facility floor in areas adjacent to packing facility equipment. The pooling of water in close proximity to packing equipment, including conveyors, may have extended and spread the pathogen to product contact surfaces. Samples collected from areas where pooled water had gathered tested positive for an outbreak strain of *L. monocytogenes*. Further, the floor where water pooled was directly under the packing facility equipment from which FDA collected environmental samples that tested positive for *L. monocytogenes*. The packing facility floor was constructed in a manner that was not easily cleanable. Specifically, the trench drain was not accessible for adequate cleaning, and may have served as a harborage site.
- Equipment Design. In July 2011, the firm purchased and installed equipment for its packing facility that had been previously used at a firm producing a different raw agricultural commodity. The design of the packing facility equipment, including equipment used to wash and dry the cantaloupe, did not lend itself to be easily or routinely cleaned and sanitized. Several areas on both the washing and drying equipment appeared to be un-cleanable, and dirt and product buildup was visible on some areas of the equipment, even after it had been disassembled, cleaned, and sanitized. Corrosion was also visible on some parts of the equipment. Further, because the equipment is not easily cleanable and was previously used for handling another raw agricultural commodity with different washing and drying requirements, *L. monocytogenes* could have been introduced as a result of past use of the equipment. Environmental samples collected from the packing facility equipment tested positive for three of the four outbreak strains. After the firm discarded portions of the packing facility equipment and cleaned and sanitized the remaining packing equipment, environmental samples tested negative for *L. monocytogenes*.
- Postharvest Practices. After harvest, the cantaloupes were placed in cold storage, but were not pre-cooled to remove field heat before cold storage. Warm fruit with field heat potentially created conditions that would allow the formation of condensation. The combined factors of the availability of nutrients on the cantaloupe rind, increased rind water activity, and lack of pre-cooling before cold storage may have provided ideal conditions for *L. monocytogenes* to grow and out-compete background microflora during cold storage. Samples of cantaloupe collected from refrigerated cold storage tested positive for two of the four outbreak strains.

As outbreaks only account for about 10% of foodborne illnesses, and CDC estimates 1,600 listeriosis cases occur each year in the United States, CDC expects that many sporadic listeriosis cases are likely associated with contaminated produce.

---

## REGULATORY RESPONSES TO LISTERIA

---

Both the U.S. Food and Drug Administration (FDA) and the U.S. Department of Agriculture (USDA) Food Safety and Inspection Service (FSIS) currently regard RTE foods and food contact surfaces of RTE foods with detectable *Listeria monocytogenes* as adulterated. In its proposed Preventive Controls for Human Food rule, FDA has proposed to define RTE as “any food that is normally eaten in its raw state or any other food, including processed food, for which it is reasonably foreseeable that the food would be eaten without further processing that will significantly minimize biological hazards”, which would include most raw agricultural commodity (RAC) produce, except those expected to be cooked before consumption. FDA requires all produce imported to the U.S. to comply with U.S. produce food safety regulations, including absence of detectable *L. monocytogenes*.

### **On produce**

Testing of fresh produce for *L. monocytogenes* by public health agencies and by the private sector, particularly after the 2011 listeriosis outbreak described above, has resulted in recalls of hundreds of products. In just the past few years (2009-2012), FDA enforcement reports list over 300 recalls of the following fresh or fresh-cut produce commodities, in alphabetical order: apples, assorted fruits, broccoli, cantaloupe, carrots, cauliflower, cucumbers, grapefruit, honeydew, jicama, leafy greens, mushrooms, onions, oranges, packaged salads, peppers, pineapple, potatoes, radishes, sprouts and watermelon. A number of these recalls were of products that had produce ingredients that had been recalled by the supplier, without any other evidence that the products in these subsequent recalls contained *L. monocytogenes*. Many of the recalls were due to testing under the USDA Microbiological Data Program (MDP). According to MDP procedures, samples were collected at distribution centers, so it was often unclear at what point of the supply chain contamination had occurred. Virtually all of the MDP detections, and consequently the resulting recalls, were reported at or after the end of the product shelf-life. The absence of any reported outbreaks linked to these MDP detections, or recalls linked to any but the two outbreaks described above, calls into question the perceived public health risk of detectable *L. monocytogenes* on fresh produce except under special circumstances. However, lacking a scientific understanding of those special circumstances means that every detection will continue to be considered and treated as a potential public health risk.

### **In produce handling facilities**

Since the 2011 listeriosis outbreak described above, FDA and state public health agencies have increased vigilance for *Listeria* presence in produce handling facilities, including testing for the pathogen in packinghouses, cooling operations, fresh-cut operations, distribution centers, etc. FDA requires operations in which they detect *L. monocytogenes* in the environment or on product to take corrective actions to eliminate the organism. While FDA acknowledges that detection of *Listeria* spp. is not the same as detection of *L. monocytogenes* and is not, by itself, evidence of product adulteration, FDA has been less definitive on detections of *Listeria* spp. on food contact surfaces, leaving it to operations to determine for themselves whether such detection means the food that contacted such surface “is reasonably likely to cause serious adverse health consequences or death”. See more about this in “When to confirm, when not to confirm”, below.

### **FDA *Listeria* risk assessment**

In 2003, FDA and USDA FSIS co-published a quantitative risk assessment of *L. monocytogenes* in 23 food categories, including fresh fruits and vegetables.<sup>8</sup> The risk assessment concluded that foods in the Vegetables category had a “low predicted relative risk of causing listeriosis in the United States on a per serving basis”, but commented that the Vegetables category was difficult to characterize because it encompasses a diverse set of products (the vegetables analyzed included raw bean sprouts, broccoli, cabbage, carrot, celery, cilantro, cress, cucumber, fennel, legumes, lettuce, mushrooms, parsley, green peppers, onions, radish, scallion, tomato, and watercress). They also noted a study published by the National Food Processors Association in 2002<sup>9</sup>, which collected and tested 2,963 samples of bagged, precut leafy salads from retail and found 68 samples (2.3%) positive for *L. monocytogenes*, with one sample containing between 10<sup>2</sup> and 10<sup>3</sup> CFU/g, all others being less. The quantitative risk assessment assessed fruits separately, but also concluded that “foods in the Fruits category had a low predicted relative risk of causing listeriosis on a per serving basis”.

## **FDA Draft Guidance: Control of *L. monocytogenes* In Refrigerated or Frozen RTE Foods**

In 2008, FDA published a draft guidance<sup>10</sup> for the RTE foods industry regarding *Listeria* control. Like all FDA guidance (unless it expressly says otherwise), the guidance contains “nonbinding recommendations”; i.e., they are not enforceable as written. However, operations that handle or process fresh or fresh-cut produce are encouraged to review the guidance for recommendations that are applicable to their operations. While processors of fresh-cut fruits and vegetables were identified as among the target audience for the guidance, United Fresh provided comments to FDA on why some of the recommended provisions were inappropriate for fresh-cut operations; e.g., recommendations that, when a processor’s raw materials may be a source of *L. monocytogenes*, the processor either obtain a certificate of analysis (i.e., test results) from the supplier or perform its own testing of “every lot of that ingredient”. FDA also recommended that operations test their food contact surfaces for *Listeria* “at least once every week” but, if detected, “either conduct a test to determine whether the *Listeria* species is *L. monocytogenes* or assume that [it] is *L. monocytogenes*”. Then, if the *Listeria* detected on the food contact surface is *L. monocytogenes*, or just assumed to be, FDA recommended “recalling finished [RTE] food that has been distributed.” FDA is expected to release a second draft or final guidance. Until such time, United Fresh encourages operations that are vulnerable to *Listeria* harborage to implement effective controls and monitoring activities for *Listeria*, and the FDA draft guidance can be an important resource.

## **FDA Guide to Minimize Microbial Food Safety Hazards of Fresh-cut Fruits and Vegetables**

In 2008, FDA also published guidance for the fresh-cut industry<sup>11</sup>. The guidance was FDA’s interpretation of how fresh-cut operations should implement the Good Manufacturing Practices regulation, 21 CFR part 110, and is a valuable resource in developing a food safety plan. FDA’s guidance was consistent with recommendations in the United Fresh Food Safety Guidelines for the Fresh-cut Industry, 4<sup>th</sup> Edition<sup>12</sup>, including recommendation on personnel, building and equipment, sanitation operations, production and process controls, documentation and records, and traceback and recall. The only mentions of *L. monocytogenes* in the FDA guidance were as a pathogen of concern in fresh-cut produce, and a brief recommendation to implement an environmental monitoring program “designed to detect areas of pathogen harborage and to verify the effectiveness of cleaning and sanitizing programs in preventing cross-contamination.” In the guidance, FDA recommended the following practices:

- “Performing environmental sampling on both food contact and non-food contact surfaces (e.g., drains)
- Determining the appropriate target pathogen, test locations, and frequency of sampling
- We recommend that the appropriate target pathogen be the most resistant microorganism of public health significance that is likely to occur in fresh-cut produce.
- Focusing environmental monitoring on an indicator organism, such as *Listeria* spp., which indicates microbial contamination but is nonpathogenic and more easily detectable than a target pathogen, such as *L. monocytogenes*
- Establishing a plan for action in the event that a microbiological test indicates the presence of a target pathogen or indicator organism
- Documenting corrective actions and follow-up for all positive microbial test results”

## **FDA Reportable Food Registry**

The FDA Reportable Food Registry<sup>13</sup> requires “responsible parties” to report to the FDA when an article of food for which there is a reasonable probability that the use of, or exposure to, such article of food will cause serious adverse health consequences or death to humans or animals, has been handled or produced by a facility. While farms and retail/foodservice outlets are exempt from this requirement, facilities that hold, pack or process fresh or fresh-cut produce – i.e., operations that are registered with FDA – are required to comply. Detection of *L. monocytogenes* in a received ingredient, an in-process product or a finished product would be a reportable event, even if the food is never distributed. The only conditions under which detection of *L. monocytogenes* in an ingredient or product would not be reportable are when the operation is exempt from the requirement, or when all of the following criteria are met:

- The adulteration originated with the “responsible party” (i.e., the operation); AND
- The responsible party detected the adulteration prior to any transfer to another person of such article of food; AND
- The responsible party corrected such adulteration; or destroyed or caused the destruction of such article of food.



## **Health Canada *Listeria* guidance**

In 2011, Health Canada published a revised policy on *L. monocytogenes* in RTE foods<sup>14</sup>. In developing the policy, Health Canada noted that a “definitive dose-response model for *L. monocytogenes* in humans has yet to be established. However, based on current case data from around the world, the likelihood of any one food contaminated with low numbers of *L. monocytogenes* resulting in illness is considered to be remote<sup>15</sup>. Foods containing low levels of *L. monocytogenes* (e.g., < 100 CFU/g) pose very little risk<sup>15,16</sup>. In fact, in instances where foods linked to listeriosis outbreaks were still available for testing, the levels of *L. monocytogenes* detected both from unopened foods and leftover foods obtained from the patients have usually been high (i.e., >10<sup>3</sup> CFU/g), and thus these outbreaks were due to non-compliant samples<sup>17</sup>. Consequently, a lower priority should be placed on products in which the organism cannot grow or, has a limited potential for growth whereby the levels do not exceed 100 CFU/g throughout the stated shelf-life...”

RTE fresh-cut fruits and vegetables, such as shredded bagged lettuce, coleslaw, fresh-cut melons or fruit salad, are subject to the provisions of this policy. Non-RTE fresh-cut fruits and vegetables packaged for sale with cooking instructions on the package (e.g., mixed fresh-cut vegetables intended as pizza dressing or intended for use in preparing soup), as well as raw whole fresh fruits and vegetables, i.e., whole fresh fruit and vegetables that have only been trimmed, cleaned, brushed, washed, graded, packaged or otherwise prepared for human consumption (e.g., fresh herbs, whole or trimmed fruit or vegetables, whole leaf vegetables and berries) are not subject to the provisions of this policy.

The Health Canada policy divides RTE foods into two categories. Category 1 contains products in which the growth of *L. monocytogenes* can occur to levels greater than 100 CFU/g. Category 2 is subdivided into: 2A) RTE food products in which limited growth of *L. monocytogenes* to levels not greater than 100 CFU/g can occur throughout the stated shelf-life (e.g., durable life date shown as a “best before” date on the package); and 2B) RTE food products in which the growth of *L. monocytogenes* cannot occur throughout the expected shelf life of that food. Covered fresh-cut produce is considered Category 2A and action levels for the presence of *L. monocytogenes* are >100 CFU/g. However, the policy states that “If information is insufficient, inadequate or no information exists to demonstrate that there is limited growth of *L. monocytogenes* (as stated above) throughout the shelf-life, as determined by validated data, the food will be treated, by default, as a RTE food in which growth of *L. monocytogenes* can occur (i.e., Category 1)”. The policy goes on to say that, “If questions arise, it is the responsibility of the importer to demonstrate what category the RTE food belongs to.”

The policy includes a recommendation that an environmental monitoring program should be included in all plants, domestic and international, used in the production of RTE foods. If review of a Canadian facility by a Health Canada inspector indicates that *Listeria* spp. are not being controlled, the policy says that “increased environmental sampling should be undertaken by the processor to determine whether *Listeria* spp. are present. If *Listeria* spp. are present, this should be taken as evidence for the need to improve control of *Listeria* spp. In addition, if food contact surface samples are found positive at two (Category 1) or more (Category 2A and 2B) steps, end-product testing should be initiated to ensure that finished product is not contaminated with *L. monocytogenes*”. The policy includes sampling guidelines for food contact surfaces and Category 2 RTE foods.

---

## LISTERIA CONTROL MEASURES RELEVANT TO FRESH PRODUCE

---

### **Killing *Listeria***

At this time, few antimicrobial treatments have sufficient penetration to serve as a kill step for *Listeria* on fresh produce except for heat and irradiation.

- **Heat** - *Listeria* is sensitive to heat treatments like other non-sporeforming bacteria. Blanching and pasteurization time/temperatures as low as 75°C for 10 seconds have been demonstrated as effective<sup>18</sup>. Such treatments are not practical on fresh produce except for surface sanitization of produce like melons and pineapple. However, heat (e.g., steam and dry heat from ovens, heat lamps or heat guns) can be an effective mitigation to control *Listeria* on clean product contact surfaces and equipment, if temperature can be raised to a lethal level without causing damage. See more about heat sanitation of equipment, below.
- **Washing** - Washing is frequently used to remove dirt from raw produce. Studies have demonstrated washing in plain water can reduce the number of cells by 1-2 log, but will not eliminate subsurface organisms, and cannot be relied upon as a “kill step”. Wash water antimicrobials, such as chlorine, ozone, chlorine dioxide, peracetic acid, or other chemicals, are important to prevent cross-contamination in the water, but have been shown to improve microbiological reduction by only a small amount, and should not be relied on for *Listeria* reduction on raw produce.
- **Surface sanitizers** - EPA approved food contact surface sanitizers, such as chlorine, quaternary ammonium compounds, chlorine dioxide, peracetic acid, ozone, hydrogen peroxide, alcohol and iodophors are effective for eliminating *L. monocytogenes* if used according to manufacturer instructions. These sanitizers must have regulatory approval for direct application to fresh produce; most do not. Sanitizers can be applied to surfaces as liquids or by fogging. Sanitation treatments require prior cleaning (e.g., scrubbing) to be effective. Chronic deposits of scale, organic material, or established biofilms require more aggressive cleaning to remove potential reservoirs of *Listeria* prior to sanitizing. It is important to follow any labeled instructions for use of such sanitizers.
- **Irradiation** - Ionizing radiation can be an effective method for eliminating *L. monocytogenes* on certain fresh and fresh-cut produce<sup>19</sup>. However, there are regulatory restrictions on the use of irradiation (e.g., FDA has approved irradiation only for pathogen reduction on iceberg and spinach) and installation of irradiation equipment. Ultraviolet irradiation (UV) is used for water sanitization, but has no residual activity and has limited application on fresh produce.
- **High pressure pasteurization (HPP)** - HPP is a process of exposing the food to high pressure environment (e.g., 7000 psi) for a short period of time. HPP can be an effective way of eliminating *Listeria*, and has the potential for adequate penetration to reach hidden organisms, but has not been widely tested for its applicability with fresh or fresh-cut produce.
- **Ohmic** - Also known as electrical resistance heating, ohmic uses electrical conductivity to kill microorganisms, and has been shown to be effective on *Listeria* in foods. It also has the potential to have sufficient penetration to eliminate hidden organism. Its usefulness in fresh and fresh-cut produce is being investigated.

### **Controlling growth of *Listeria***

- **pH (acidic produce)** - *Listeria* can grow in foods with pH values ranging from 4.39 to 9.4, which limits the ability of *L. monocytogenes* to grow on certain acidic fruits. However, the pathogen is able to survive for extended periods in environments, including the surface of produce below pH 4.39.
- **Temperature** - Because *Listeria* grows at temperatures approaching 32°F, refrigeration is usually not an effective control step, but refrigeration does slow the pathogen's growth, extending the time necessary for the organism to grow to high levels, and may actually prevent growth in some lower pH produce<sup>8 (Appendix 8), 20</sup>. *Listeria* also survives freezing.
- **Water activity, moisture** - *Listeria* is able to grow in foods with water activity ( $a_w$ ) values greater than 0.92, which includes virtually all fresh produce. However, the organism requires water to grow, which limits its risk to operations where water is used or where parts of the operation become wet.
- **Antimicrobials, preservatives** - Besides the wash water antimicrobials mentioned above, *Listeria* growth can be inhibited by preservatives approved for food, such as lactate, sorbates and benzoates. However, their applicability to fresh or fresh-cut produce is limited. Anti-browning agents, fungicides and other plant protection products are not considered effective for inhibiting *Listeria*.

- “Hurdle” effects – Combination of conditions or treatments, such as those noted here, may be able to prevent growth of *Listeria* in some foods, where the individual conditions or treatments are not inhibitory under otherwise ideal growing conditions; for example, the combined effects of low product pH and low storage temperature on inhibiting *Listeria* growth, noted above.

---

## USEFULNESS OF TESTING PRODUCE

---

Microbiological testing for the presence of *L. monocytogenes* or *Listeria* spp., when properly designed and implemented, can be a useful component in a comprehensive food safety risk management program. Testing alone does not ensure product safety; however, in some cases it can bolster prerequisite programs to provide insight into the environment or inputs.

Because *Listeria* is a soil-borne microorganism that can be widely spread throughout the environment, pre-harvest testing of produce is of little to no utility. *Listeria* spp. have been found on fresh produce; however, fewer samples have tested positive for the presence of *L. monocytogenes* while most isolates obtained were other species that are not injurious to human health. It is more appropriate to focus efforts on Good Agricultural Practices (GAPs) that will minimize the potential for the presence of hazards like *L. monocytogenes* in agricultural inputs and the production environment.

Monitoring levels of *Listeria* spp. as a hygiene indicator in processing environments has become increasingly popular over the last decade. Because *Listeria* can survive and grow across a fairly broad temperature range, it can become established in packinghouses and processing environments on machinery, walls, floors, and in drains. *Listeria* spp. can be a useful indicator of post-harvest and processing hygiene and cleaning effectiveness.

A validated process or preventive control will always be more reliable to ensure finished product safety than reliance on testing of the product itself. Finished product testing cannot guarantee the safety of a finished product; “absence of evidence is not evidence of absence.” If product testing for pathogens is employed, it is imperative to keep the product under the operation’s control until it is cleared by test results. It is important to consider that pathogens like *L. monocytogenes*, if present, are usually at low levels, thus the probability of detection is very low. Therefore, most results will be negative, which does not provide actionable data to drive process improvement. Product testing for the presence of *L. monocytogenes* is only advisable when there is reason to suspect contamination with the microorganism or when there is evidence that a prerequisite program or food safety process has failed or is out of control.

---

## MINIMIZING CONTAMINATION IN THE FIELD

---

There are limited published studies that establish the prevalence of *L. monocytogenes* in agricultural fields, however it is generally recognized that *Listeria* is ‘ubiquitous’ in the environment. For the purpose of this document we define ubiquitous as reasonably likely to be present and detected in a robust sampling regime of fresh produce production environments, including the cropping area and surrounding farmscape and operational areas. However, precautions can be taken to minimize the risk of fields and produce from becoming contaminated from external sources. The habitats and hosts of *L. monocytogenes* were thoroughly reviewed by Ivanek et al.<sup>21</sup>; their assessment of the literature included cautionary statements regarding uncertainty associated with the taxonomic accuracy in some older surveys. From this review, cases of listeriosis among domestic farm animals is most common in cattle, sheep and goats, with silage and contaminated feed as important factors in persistence. Poultry can also be a source of *L. monocytogenes*, and the pathogen has been found in deer, elk, raccoons, fox, birds, and other wild animals. Many animals are asymptomatic shedders of *L. monocytogenes*.

As a consequence of the association of *L. monocytogenes* with confined animal production, and domestic animal production environments and its capacity to survive and multiply in surface waters and agricultural soil, *L. monocytogenes* is a concern for contamination due to run-off and flooding. Buffering and no-traffic zones are sensible precautions to minimize the transfer of *L. monocytogenes* from impacted soil and areas of water pooling to equipment and the existing unaffected crop or a replant crop.

Manure, compost, various organic fertilizers, irrigation water and soil with decaying vegetable matter are potential sources that can contribute to repeated introduction of *Listeria* to the production environment and may allow for population increases following application or incorporation. Domestic animal grazing of crop residues may elevate the presence of *L. monocytogenes* in the soil associated with their droppings. However, it is important to emphasize that *Listeria* is likely to be present without recent or direct connection to fecal matter and is widely distributed globally in both pasture and agricultural soil.

Given these studies and the implication that *Listeria* is dispersed throughout soil, water, and wildlife globally, it seems improbable that *L. monocytogenes* can be practically eliminated from production fields. Regardless, growers must work to minimize exposure during growing and harvest operations. Assessments of risk must include site selection and adjacent land uses and activities (i.e., are there elevated risks of *L. monocytogenes* in the growing environment?) and the microbiological acceptability of crop inputs such as irrigation water and soil amendments. Where increased risks are detected, and where possible, operations should try to mitigate via preventions (e.g., fencing, buffering, and choice of input sources).

Decaying vegetable matter can provide a growing environment for *Listeria* in fields, and potentially lead to a higher prevalence and levels on produce. If “green manure” or other vegetative waste is used, appropriate soil management practices should be employed to minimize the risk of *Listeria* enrichment.

Cleaning and sanitation of harvest equipment and harvest tools can be effective to minimize the risk of cross-contamination of produce. Field worker practices (e.g., handling of or walking through decaying vegetable matter or compost) should also be evaluated for opportunities to minimize contamination of the field, produce and transporting *L. monocytogenes* to post-harvest handling environments.

Irrigation practices, sources of irrigation and potential mitigation steps that prevent splash-back from soil to harvested crop surfaces may also be necessary in order to minimize *Listeria* contamination. Proactive risk management along with effective field programs by the grower are a necessary approach for dealing with an organism that is frequently present in soil.

---

## UNDERSTANDING VULNERABILITY IN THE FACILITY ENVIRONMENT

---

The processing environment is comprised of many sites and inputs that may be potential sources or vectors of *L. monocytogenes*, including: incoming materials; areas that become wet (even occasionally); product, air and traffic flow; workers or equipment that traverse raw and processed/packed produce areas; equipment design; the facility/equipment maintenance program and repairs; presence and condition of unused equipment; and changes to the environment that can increase risk. These changes may be the result of facility modifications or site-factors that developed over time, such as physical wear, oxidizer etching, or vibration-induced erosion or cracking of floors.

Not all produce handling operations are vulnerable to *L. monocytogenes* harborage. Operations not reasonably likely to be vulnerable to *Listeria* harborage include:

- dry packing houses (although *Listeria* has been found in refrigeration condenser pans in such facilities)
- facilities that do not have equipment or conveyors that are washed or wet
- operations that handle only pre-packaged produce; i.e., produce not exposed to the environment
- transportation trailers that are not likely to become wet or be in contact with the produce

Another consideration in assessing vulnerability is the type of commodities being handled by the operation and their likely use. Produce that is likely to be consumed raw without a thermal or other microbicidal processing step should be considered vulnerable unless handled in a facility as described above. On the other hand, facilities that handle only produce that is not reasonably likely to be consumed raw (e.g., potatoes, turnips, artichokes) may be vulnerable to *Listeria* harborage but the subsequent processing step may minimize the public health impact of any potential product contamination. Likewise, as noted above, acidic produce may become contaminated in the field or facility, but provide too hostile an environment for *L. monocytogenes* to grow to levels likely to pose a public health risk.

---

## DESIGNING HAZARDS OUT OF THE FACILITY

---

### Incoming ingredients/supplier approval programs

While *L. monocytogenes* is indigenous to growing environments, poor practices by raw produce suppliers potentially can increase the prevalence and levels of *L. monocytogenes* on produce supplied to handlers. All suppliers should be compliant with FDA's Guide to Minimize Microbial Food Safety Hazards for Fresh Fruits and Vegetables (GAPs Guide)<sup>22</sup>, and appropriate commodity specific guidances. Where applicable, produce that has been prepared and processed prior to receipt should have been prepared in operations managed under the appropriate Good Manufacturing Practices (GMPs) as per 21 CFR part 110 and/or, preferably, under a facility-specific food safety plan.

Operations should verify that their raw materials susceptible to carriage of *L. monocytogenes* have been grown and handled under appropriate food safety practices that minimize the potential for increased levels of the pathogen. One approach to verification is to perform or require a periodic audit of the supplier's operation. United Fresh recommends that farm audits be performed by a credible auditor using the Harmonized Standards for Field Operations and Harvesting and, as appropriate, Post-harvest Operations<sup>23</sup>, although other risk- and science-based food safety standards may be equally useful. Such audits should review food safety practices at the operation for the risk factors noted above.

## **Outside the facility**

FDA's GMP regulation, 21 CFR part 110, requires regulated operations to maintain areas outside the facility in a manner that such areas do not become a source of product contamination. This is particularly true for

*L. monocytogenes* control when traffic from outside areas, including raw produce receiving, can carry the pathogen into the facility. Particular attention should be paid to conditions more likely to support *L. monocytogenes*, such as standing water, vegetation, waste handling areas, and traffic from other areas that may be *Listeria* harborage.

Operations should be aware of equipment, containers, tools, ladders and other non-company-issued items that may carry *Listeria* that are brought in by suppliers, contractors, workers, visitors, etc. Operations may want to consider inspecting such items, requiring suspect items to be washed and sanitized before being brought into processed product areas, or restricting what outside items can be brought into the facility.

## **Facility and equipment design**

While *Listeria* may be found almost anywhere in a produce handling facility, the bacterium needs moisture to grow, so it can reproduce any place that remains wet for an extended period, generally considered to be longer than six hours, and especially in areas of entrapment where free water is constantly present. *Listeria* is most likely to become established in areas that are not only wet, but also relatively undisturbed. These might include drains, cracked floors, fatigue mats and no-slip runners, damaged bins/totes or pallets, cooling units, drip pans, condensate on walls or ceilings, in evaporative coolers, in sumps and water tanks, or on difficult-to-access or difficult-to-clean pieces of equipment such as product-contact brushes, sorting equipment, motor or control housings, flume covers, bearings, exposed wet insulation around pipes, hoist chain bags, undersides of centrifugal dryers, "pinch point" conveyance covers, pallet jacks, forklifts, under bumper guards and bumper post sleeves at loading docks, seasonal or limited use equipment, etc. In addition, areas that may trap organic material and are difficult to access, such as weld seams, metal cracks, brushes, rollers and even along threads of bolts can be sources for *Listeria* harborage. Damaged or retrofitted equipment may have other areas for *Listeria* to grow such as hollow rollers, hollow equipment legs, overlapped materials such as ultra-high-molecular-weight polyethylene (UHMW) bolted to stainless steel, partially open electrical conduits, wrapped cords or bundled cords, electrical or hydraulic junction boxes and equipment that is bagged to protect from water exposure. Operations should not allow equipment manufacturers to cut into the stainless, for example to etch their logo, which can become a cleaning/sanitizing problem and a potential harborage niche. When drilling into floors to stabilize equipment, the drill holes should be sealed. If the equipment is moved, these holes must be properly patched and smoothed to not become a harborage area. Do not drill into hollow materials such as mezzanines when possible (e.g., to hang signs or other equipment) as the holes can accumulate moisture, even when sealed with caulking, which can dry and crack. *L. monocytogenes* is only about 0.001 mm in size, so any crack, crevice or gap larger than that can be a potential harborage, particularly if it can become wet and accumulate nutrients, such as from produce.



*Seal holes in hollow frames and supports where moisture and Listeria can reside or, better, replace with solid supports.*

In a number of product recalls, major renovations or construction within the facility and/or equipment movements have been implicated as responsible for exposing *Listeria* harborage sites, resulting in product contamination. Activities that expose the insides of walls, ceilings, floors, drains or equipment, particularly in wet areas and areas near where RTE product is exposed, may also increase the risk of spreading entrenched *Listeria*. When such events occur, awareness is the best defense. First, such

activities should be avoided during production and the area cleaned and sanitized before production resumes. If it cannot be avoided, or the activity extends into production time, care should be taken to physically separate the area from the production environment (e.g., temporary walls, cleanable barriers). In either case, limit traffic through the area and be aware of where it goes. Also be aware of air flows that may carry construction dust from the area into areas where product is exposed. Consider fogging the area with sanitizer before reopening the construction area. Monitoring procedures should be adjusted to increase the number of swabs in and around the area; consider air sampling or settling plates with media selective for *Listeria*.



*Temporary barriers can protect the production environment from aerosols and traffic that may carry *Listeria* exposed during construction.*

### **Separation of raw and processed product**

It is not unexpected for raw produce, or soil adhering to totes, bins and pallets, to periodically carry some low level of *Listeria*. Operations are encouraged to separate areas where raw and processed product are handled and stored to avoid cross contamination. Separation can be by physical methods (e.g., walls), space and airflow (positive airflow from processed to raw), or time (handling raw in the space after processed product is removed, and performing cleaning/sanitation after handling raw). Areas should be well marked to help avoid raw and processed product in the same rack or storage section (similar to allergen staging). If space is critical, processed product should always be stored over raw to reduce the potential for contamination falling onto outgoing product.

*Listeria* control guidances frequently talk about raw vs. “high risk” or processed product areas. These guidances are usually describing products that have a kill step, e.g., hot dogs and other processed meats, frozen foods and dairy products, with any product prior to the kill step described as raw, and everything after the kill step through to packaging as in the high risk/processed product area. Fresh and fresh-cut produce have no kill step, which makes identifying the “raw” from the “processed” product areas less definitive. Identifying the separation too early makes it more likely that transients from incoming produce will be detected and lead to unnecessary investigations; too late, and product can be exposed to environmental contamination in an area outside the monitoring zones. Because of the diversity in operations handling fresh produce, there probably isn’t a “right” answer and each operation should decide for themselves where the separation makes the most sense. One approach could be to define areas prior to produce culling, trimming or cutting as “raw”, and the area afterwards, until packaging, as the processed product area. To the extent possible and practical, operations should minimize opportunities for the processed product area to be exposed to raw produce, culls and other potential sources of *Listeria* from external sources, e.g., pallets, raw product bins, and cross traffic with product carts, forklifts, workers, etc., that handle raw produce or can carry contamination from areas outside the facility. Consider designating certain forklifts, pallet jacks, etc. and only “first time” pallets for exclusive use in the processed product areas.

### **Equipment**

As noted above, *Listeria* requires very little room to become entrenched. Equipment should be designed to be easily cleanable and to not have areas which could harbor bacterial growth. Avoid corner areas and hard to reach areas; ensure that all motors and overhead conveyors have drip pans, or coverage underneath to avoid drips onto product. The backsides of stickers on equipment can become harborage sites and should be eliminated or only used as absolutely necessary.

Avoid equipment or contact surfaces that may unintentionally cut produce. Sharp edges could be harboring *Listeria* and/or create an opening for *Listeria* to enter at a potential contamination point further in the process. These edges or surfaces should be removed, covered with a cleanable material that can protect the produce from damage or, if unavoidable, monitored and have increased sanitation.



*Avoid overlapping materials where joints cannot be sealed, creating harborage opportunities.*

Welds should have a smooth finish, such as required in 3A standards<sup>24</sup>. Equipment should be welded together when possible and not be made of overlapping materials, creased edges or folded metals. Materials such as aluminum, brass, copper, plastic,

rubber, PVC should be designed out of equipment or replaced when possible by stainless, UHMW and other food processing cleanable materials. Footings of equipment such as hoist rails typically have two parts at the base to aid in balancing/leveling at installation; these too need to have a solid weld.

Conveyor belts can be a source of contamination if constructed of several plies. These belts are often “sealed” with a thin layer of urethane but become absorbent and insanitary when the coating on the surface or edges wears away. Sanitary types of solid surfaced conveyor belts are made of solid polyurethane or PVC and fastened seamlessly, not with metal or plastic fasteners. Modular plastic conveyor belts, while easily disassembled, have many harborage niches and are not readily cleaned in place.

Conveyor rollers can harbor bacteria if they allow moisture ingress between the roller and its end cap or roller and shaft. Rollers with shafts are not cleanable unless the roller is hermetically sealed to the shaft, and even then should be inspected periodically for stress cracks that may break the seal.

Conveyor framework must allow access to the undersides of the belts and the belt rollers for cleaning. Well designed conveyors have mechanisms that allow the belt to be loosened or removed for cleaning.

Spacing of equipment should allow access to all sides including the undersides. Inadequate space between equipment and the floor may make it difficult for workers to reach equipment areas and scrub effectively with detergents, prevent flooding with sanitizers, and slow or reduce inspection capabilities. Equipment that operates too close to the floor increases the potential for contamination from splashing and aerosolizing with water or product that may have already been in contact with floors and drains. Where practical, a minimum floor clearance of about 16-18 inches may provide sufficient height for equipment such as tanks and belts.

Use of ladders, scissor-lifts and boom-lifts may be used for daily or for master sanitation. If the spacing of equipment prevents access to overheads including evaporators with the described ladders and lifts, the processing equipment below can be at risk from growth niches that may exist above. If equipment is placed too close to adjacent lines and process equipment it may be difficult to complete cleaning without constant concern of debris being “blasted” or shifted to other completed lines.

Spacing and layout of equipment must also allow the sanitation employees to wash, rinse and sanitize from the top down following the process flow. However, if the equipment is foam cleaned, best practice is to apply the foam from the bottom up. Equipment that is washed should be installed to be free draining. Where practical, flat surfaces should be pitched at a minimum slope of 15 degrees from horizontal.

## **Drains**

Drains are ideal locations to monitor for *Listeria* intrusion into the facility (see more about this below). They can also be ideal locations for *Listeria* harborage if not managed properly.

Adequate drainage should include a detailed understanding of the plant's effluent capacities and challenges including total gallons of water and maximum gallons per minute likely to enter the drain system, such as from chillers, flumes, balance tanks and cleaning and sanitation demands. The drains may feed an internal solids removal system or pit prior to feeding a municipal or agricultural waste pond. It is very important to understand the restrictions and flow paths of such systems. A drain map including distances and pipe diameters should be kept up to date with process and facility expansion.

Drain design, function and management are crucial to assuring that what is allowed to grow in waste lines, traps and pipes is kept in the drain and not allowed to back up onto the floor and be spread by foot, equipment and vehicle traffic, or during equipment spray-down cleaning. If drains plug or otherwise back-up onto the floor, it should be assumed that any contamination in the drain has now contaminated the flooded area, requiring cleaning, sanitation and consideration of further contamination potential.

If drains are not managed properly, biofilms can form and create environments in which *Listeria* can grow and be more difficult than usual to remove. Drains should be accessible and capable of handling the effluent without exposing the facility to some of the challenges below:



*Quaternary foams can be a useful component of a preventive control program during daily operations to combat recurring introduction of *Listeria* to the packing and processing environment.*

- Channel drains – Usually long narrow “slits” in the floor with openings under the floor that have a larger diameter trough or pipe. The small slits do not allow access with a proper size brush to adequately scrub the hidden surfaces in the larger hidden troughs or pipes. Unless these drains can be made accessible for routine, thorough cleaning, they should be replaced with more accessible drain structures.
- Trench Drains – Usually long wide trough-like openings feeding waste to underground lines. Trench drains usually have heavy covers or bolted plastic covers that take time to remove, clean and sanitize. Trench style drains increase the surface area that needs attention and should be closely monitored.
- Box or Circle Drains – May have a porcelain, soft steel or stainless trough. Removal of covers and secondary catching devices is very important. Unlike a trench or channel drain, clogging is noticed rapidly and may quickly flood floors if not managed correctly.

Floors should be designed to avoid any pooling of water and should be sloped so that the drain is downstream from areas and equipment where processed or packaged produce is handled or stored. Drain design should ideally be a stainless steel spot drain with adequate drainage capacity or, if a trench drain design is absolutely necessary, then it should be designed to be self-draining (sloping) with a flat removable, easy to clean, solid cover which minimizes the surface area and prevents surface exposure of the inner drain channel during processing.

Drains should be cleaned and sanitized on a regular, scheduled basis. Avoid using high pressure hoses to clean drains, as this could aerosolize any *L. monocytogenes* in the drain, spreading it to product contact surfaces. Alternating the pH of the detergents used to clean the drains will promote a more hostile environment for *Listeria*. Any drain cleaning program should also include the use of brushes that are dedicated to that task only. Drain brushes should always have a diameter smaller (at least ¼ inch) than the drain, so that removing the brush from the drain does not create an aerosol. Drain brushes should also be cleaned and stored in a manner that they do not cross-contaminate other brushes or product contact surfaces.

Rusty cast iron drains cannot be cleaned and sanitized with any level of effectiveness. Using harsh chemicals down the drain can make the issue worse. Preferably, rusty drains should be replaced. Otherwise, they should be sand blasted down to the metal and epoxy coated as far down into the drain pipe as possible in order to prevent the harborage sites that the rust will provide.

Drain treatment capsules, sanitizer block/ring, pellets or solids are available from chemical vendors. These sanitizer treatments vary in size and types, but all are designed to treat the water flowing through the drain and the drain itself, creating a hostile environment for *Listeria* or other microorganisms. These treatments do not replace a diligent drain cleaning and sanitizing program. Such sanitizer treatments should not be used if the drain is a collection point in the environmental monitoring program (see below).

Chemical vendors may be able to recommend specific cleaning chemistries that are designed for cleaning and sanitizing drains with extra foaming and combined chemistries and adjuvants which have a labeled use for the removal of biofilms.

## **Airflow**

While unusual, air can also carry *Listeria* into and throughout a facility if not properly managed. Positive, negative, and ambient air pressure differentials can be used to direct airborne contaminants away from sensitive areas. Air handling units should be thoroughly cleaned at a sufficient frequency (e.g., minimum of twice per year, and more or less frequently as determined by the monitoring program), and drip pans monitored for *Listeria* growth particularly in cold environments when condensate may form. Time release or slow dissolving quaternary ammonium compound or iodine blocks can be used to inhibit slime formation and *Listeria* growth in condensate drip pans, and may provide long term protection when used according to manufacturer directions. Condensate drain lines should be plumbed into a sanitary drain or out of the building, never to the floor where condensate may be spread by traffic. Any surfaces where condensate forms should either be redesigned to prevent its formation, or managed and monitored for *Listeria* harborage. Air filters should be maintained and performing at manufacturer specifications. Compressed air systems should be designed and used with filters or other devices sufficient to prevent the spread of *Listeria*. The source of air for compressed air systems should also be carefully considered and monitored so as not to be a source of *Listeria*. In special situations, air filters capable of filtering bacteria (e.g., HEPA filters) can be used, but they are intended to work with plant layouts specially designed for airflow control. So, generally, they are not recommended for most produce handling operations.



## **Product and traffic flow**

As noted above, transport equipment and workers can carry *Listeria* throughout a facility. A facility flow diagram should be developed, showing foot traffic and product flow from raw to finished product. As practical, avoid cross traffic of raw goods and finished product and paths that staff and equipment travel. Consider obvious identifiers, such as colored smocks, that are restricted to certain areas and discourage traffic flow through the processed product area. Having dedicated smocks and other clothing that cannot be removed from the processed product area has the added benefit of reducing the risk of inadvertently bringing in transient *Listeria*. Be aware of unusual foot or equipment traffic, such as maintenance and waste removal.

## **Footbaths and vehicle traffic control**

Footbaths, in practical terms, have a limited efficiency in sanitizing the bottom and lower sides of footwear, but can help to prevent contamination from outside the facility and between raw and processed areas within the facility. If using footbaths, operations must ensure proper maintenance of the wash solution. Chlorine, for example, can dissipate quickly and could become ineffective in a short period of time. High traffic areas may accumulate high organic loads in the foot baths and will need to be frequently emptied and refilled with the proper solution of sanitizer and water. Footbath “mats” should be washed and sanitized on a regular basis. Transport vehicles (e.g., trolleys, forklifts) can also become contaminated and transport *Listeria* throughout a facility. Doorways for both foot and vehicle traffic can be managed with foamers or spraying devices that are timed or triggered by proximity. The supply of a sanitizer solution to the egress areas between zones or rooms in a facility without containment should be managed to assure proper drainage of depleted solutions.

For areas with less water use, a dry floor treatment, such as granular quaternary ammonium, might be a solution to limit carriage of *Listeria* from other areas. Credible vendors of sanitizing chemicals can be an important resource for identifying and providing treatments appropriate for such control.

## **Employee practices**

Sick employees should be excluded from working in the food production areas. Managers and supervisors should look for symptoms of foodborne illnesses such as yellow eyes and skin, and frequent trips to the bathroom because of vomiting or diarrhea.

While unusual, it is possible for workers to be asymptomatic carriers of *L. monocytogenes*. Employees (including seasonal, temporary and contractors) and anyone else (e.g., visitors) traversing produce handling areas should be aware of the importance of hygiene and following GMPs, and receive and understand the training (GMP, personal hygiene, sanitation for sanitation staff) before engaging in job duties. Refresher training should be provided as needed.

Employees should thoroughly wash hands before starting work and before entering the production areas. Because the hands of employees that may come into contact with produce or product contact surfaces are a primary risk factor for *Listeria* contamination, hands should be rewashed whenever they may have become contaminated; examples include: after breaks, smoking, eating, drinking; after coughing or sneezing into hands; after visiting the restroom; after leaving the production area/line; and after touching unhygienic surfaces such as pallets, floor, the bottom of containers if on the floor, and handling trash and waste cans. Handwashing is properly done with warm soapy water and friction with vigorous washing all exposed areas of the hands from fingernails to mid arm. Gloves do not replace handwashing, and these considerations become even more important when employees wear gloves. Gloves can carry *Listeria* the same way that hands do, but gloves can desensitize workers from conditions and events when contamination can occur. It is recommended that employee practices be audited by observation on a periodic basis to ensure that appropriate precautions are being taken. Gloves should be washed and sanitized or replaced after all of the same examples noted above. Unless specifically labeled for such purpose, use of a hand sanitizer does not replace handwashing.

A good practice during production is to have dedicated personnel to handle picking up product from floor, moving pallets, moving trash and waste cans. Additionally, consider use of a “gopher tool” to pick up product without touching it with hands and ensure the tool is properly staged so as not to touch product contact surfaces between uses.

## **Water**

Water and water distribution systems can become contaminated with *Listeria* and become a source of contamination in the facility. Water used in contact with produce and product contact surfaces and used for cleaning/sanitation and for washing must meet the microbiological standards of drinking water. Water systems should be inspected annually, at a minimum, for

conditions that can promote microbial contaminants. Water that is not treated with an approved antimicrobial should be tested as frequently as necessary to ensure it continues to meet the microbiological standards of drinking water. If water is treated in the facility, maintain and inspect the water treatment systems at a frequency sufficient to ensure that they do not become a source of microbial contamination. If water is treated with a sanitizer (e.g., chlorine), the sanitizer level should be monitored frequently enough to ensure it is present at an effective level. Ice making and ice storage units should also be maintained and monitored to ensure they do not become sources of *Listeria* contamination. Some suppliers offer chemical treatments, such as peracetic acid products with appropriate label approval, that can be added to water used for making ice, ensuring that both the ice making equipment and ice are sanitary between equipment cleanings. A backflow prevention device must be installed on the main water line into the facility and at points of use throughout the facility; e.g., taps for hoses and any points that may become submerged and allow backflow of contaminated water into the main system. All backflow prevention devices should be tested annually or more frequently if there is a potential for the device to have failed.

### **Cleaning and sanitation program**

An effective cleaning and sanitation program is the ongoing line of defense against *Listeria* becoming entrenched in a facility. Operations should develop and follow a Master Sanitation Schedule. Creating and maintaining a Master Sanitation Schedule is a constant process of validating and verifying frequencies and methods used to perform sanitation tasks on new and existing equipment. It is recommended that daily, weekly, monthly, quarterly, semi-annual and annual frequencies be the building blocks for any new Master Sanitation Schedule.

For packing and processing facilities, consideration should be given to including in a Master Sanitation Schedule the following items:

- Facility Structures: Cross beams, concrete berms, drop ceiling tiles, light fixtures, control panels, stairs, mezzanines, hand rails, guard rails and elevators
- Refrigeration units, drip pans, drains from refrigeration units and drip pans
- Produce dryers, dryer barrels, dryer dollies, dryer barrel hoists and trolleys
- Bins, totes, tubs, RPCs (rigid or reusable plastic containers) and containers used for all states of product: raw, work in progress (WIP), waste/cull and finished product
- Floors, walls, racking, forced air cooling, cooling tarps, hydrocoolers, spray vacuum coolers, roll up doors, strip curtains, dock plates, ice augurs and injectors, ice machines
- Extension and other ladders where rungs are contacted by both shoes and hands

Examples of items often included in daily sanitation programs:

- Raw bin dumpers, hoppers, shakers, transfer conveyors, sizers, slicers
- Chillers, chiller diffusion plates, hydro sieves, flumes, wash tanks, water transfer headers, flume pumps, dewatering belts
- Sorting tables, color and defect sorters, air blowers, dryers, dryer barrels, incline conveyors
- Slicers, dicers, cutters, knives/blades, scales, scale/weigh buckets, forming tubes, hand held production tools and utensils
- Waste containers, cull conveyors, metal detectors, drains, floors

Cleaning and sanitizing typically includes disassembly (when appropriate), dry cleaning, pre-rinse, detergent application and scrubbing or mechanical action (clean-in-place; CIP), detergent rinse, employee inspection to assure no detergent or product residual is left on surfaces, followed by the flooding of surfaces with chemical sanitizers, and rinsing with potable water if necessary. Adequacy of cleaning can be verified by testing. Use of ATP swabs used after the cleaning steps and before sanitizing can provide immediate feedback on the success of removing all organic material from the tested surfaces, but does not provide information about microorganisms. Culture-based microbiological testing, including monitoring for *Listeria*, should be performed periodically, but cannot provide immediate feedback on adequacy of cleaning.

It should be understood that most equipment with moving parts, including slicers, blade assemblies, conveyor sprockets and rollers, require some disassembly at frequencies sufficient to assure growth niches are not established for *Listeria*, e.g. weekly or daily.

Produce should be held and stored off the floor, preferably on pallets and racking shelves, at a height sufficient to prevent contamination and facilitate cleaning. Keep an 18" perimeter away from walls for inspection and cleaning.

### **Heat sanitation of equipment**

Chemical sanitizers are usually adequate for most applications and operations, but are only effective on clean surfaces that the sanitizer can reach. For equipment and situations that require more penetrating treatments, steam has been used successfully in several applications such as treating equipment or product contact surfaces in a steam cabinet. Tenting and steaming equipment has been used effectively to pasteurize both large and small pieces of equipment. Heat may be applied to surfaces using hot water (180°F) or steam sprays. However, a good option for tools, utensils, and other small items is to use a COP (clean-out of-place) tank system. Only food contact items should be cleaned in a COP tank system. Removable slicer heads can be sanitized by completely immersing the pre-cleaned head in hot water. A general recommendation is that the circulating water temperature should be high enough (at least 170°F) to raise all surfaces within the slicer to at least 160°F for 30 seconds. Whatever approach is used, each operation should internally validate its cleaning and sanitizing procedures by microbial testing. Operations should not just assume that they have the right procedures or that they are being performed correctly.

Heat should only be used on equipment where permitted by manufacturer recommendations. Heat sanitizing equipment that is not designed to be exposed to high temperatures may actually create cracks and separations which may become niches for future harborage. Any time moist heat is used, make sure there is adequate ventilation to remove excess humidity since condensate may develop on ceilings and fixtures and drop onto products. Further, heat should only be used on cleaned equipment and surfaces. Hot water may coagulate proteins that would adhere on the equipment and form the basis of a biofilm.

### **Prevention and removal of biofilms**

*L. monocytogenes* has the ability to form biofilms and grow on food and food-contact surfaces, particularly in areas where moisture and nutrients can accumulate but are infrequently or inadequately cleaned. Biofilm formation can be prevented by the selection of product contact surface materials that do not support the attachment of microorganisms. Protease (enzyme) treatments have been shown to prevent biofilm formation by removing surface proteins. The use of an approved sanitizer as a belt spray on the return portion of a conveyor belt can help reduce soil build up between cleanings, reduce the potential for cross contamination, and create a hostile environment for microorganisms including *Listeria*. Biofilms can be prevented or reduced when taking into consideration the types of soils that are likely to be deposited, including the products coming in contact with the surfaces, the processes used to wash or treat the produce or the water hardness or combination of all. Once the contributors are understood the selection of adequate procedures, detergents and sanitizers can be used to prevent or reduce the build-up of organic and inorganic soils that allow the formation of biofilms.

---

## **DESIGNING AN ENVIRONMENTAL MONITORING PLAN**

---

The primary objectives of an environmental monitoring and control program are 1) preventing transient *Listeria* from becoming entrenched, forming biofilms, and spreading within the facility, 2) verifying existing control measures are effective, 3) detecting *Listeria* that has become entrenched in the produce handling environment before it can spread to the point of contaminating product, and 4) determining when and what corrective action is appropriate. An environmental monitoring and control program is not intended to prevent the presence of transient *Listeria*, which may come and go in a handling environment without posing a product contamination risk.

An effective environmental monitoring plan is a critical component of any food safety plan designed to identify and minimize the potential for microbial contamination in a food processing environment and the products produced in that environment. As part of an overall environmental control plan, an effective environmental monitoring plan can serve as an early warning system to identify and eliminate ("seek and destroy") problematic areas and sources of potential contamination (in water, on equipment surfaces, in the environment and sometimes even through air via a vector such as water droplets) that can persist over time and eventually impact product safety.

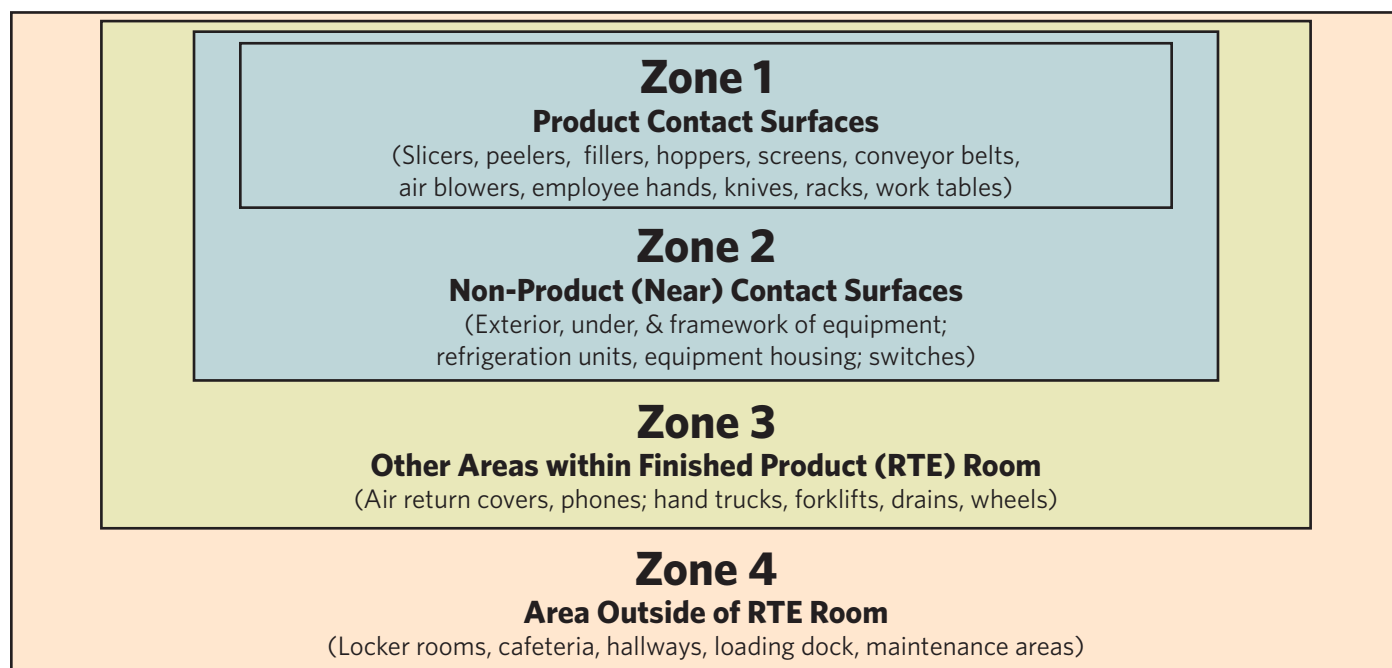
The key to a successful environmental sampling program is an aggressive approach to finding and eliminating *Listeria* from the processed product environment. A random positive finding should be viewed as a "success" and indication that the program has been effective. It then becomes important as to how the plant reacts to a finding. Selection of appropriate sampling sites becomes integral to an effective seek and destroy program/approach. This is often based on testing history and knowledge

of plant equipment, processes and products. These sites must also be reassessed and updated on a regular basis; this should occur at least once a quarter, and more frequently if there is a significant update or change in equipment, processes or products. Sampling sites should include areas that have been found to be good indicators of control and may include any equipment and surfaces (including those that have human contact) to which the product is exposed between trimming/washing and final packaging. This also includes the environment to which the product is exposed such as floors, drains, walls near packaging lines, overhead structures and coolers where exposed product is held for further processing.

### **Identifying testing zones**

Separate each high risk area or room (i.e., where processed product is exposed to equipment and the environment) into four sanitary zones:

- **Zone 1** - product contact surfaces - This may include product equipment surfaces and employees where processed products are exposed to potential recontamination prior to final packaging. Examples include: sorting tables; conveyors; peelers/ choppers; slicers; dicers; flumes and product-contact water (only water that does not contain antimicrobials at listericidal levels); spray bars and nozzles; centrifugal dryers; weighing/packaging chutes; control buttons, ladders, hoses, tools, etc. used by workers who also handle product or touch product contact surfaces; and employee gloves.
- **Zone 2** - sites near or next to product contact surfaces. Processed product equipment surfaces that are in close proximity or adjacent to product contact surfaces. Examples are the exterior of conveyors and framework and exterior housing of slicers/peelers/ choppers, particularly any areas with hollow rollers or metal-to-metal, etc. contact; inside and around control buttons; exterior surfaces of product tubs, etc. This may also include drains located directly under the line.
- **Zone 3** - sites within the processed product area that are not directly associated with the food (may include air sampling), the room environment and surfaces within the high risk environment areas or rooms. Examples are walls, floors, doors, undersides of equipment, motor housing, electrical panels, air return covers, phones, drains, entrances and exits to coolers, equipment, hoses, mops, shovels, and tools stored in the room, and wheels on hand trucks and forklifts used in this area.
- **Zone 4** - areas just outside of the area where processed product is exposed, such as locker rooms, post-packaging areas, finished area warehouse, cafeteria, hallways, loading dock, maintenance areas, and hand trucks and forklifts not used in Zones 2 or 3.



The best way to select sites and to classify them as Zone 1, 2, 3, or 4 is to go into the areas where produce moves, particularly where it is exposed to the environment, and observe employee and product movement and employee practices and add sites to the list based on handling and risk, or stop practices if not appropriate. Each operation needs to review each area and zone to decide if a site is a product contact area or not. Some larger sites such as conveyors can be broken down into parts such as

beginning, middle and or end of belt or as sections 1, 2, 3, 4 or 5, etc. The sites can then be outlined on a diagram of the room, line or equipment and data set up to graph results by line, site, room, etc. Jobs and lines vary and what may be considered product contact at one facility may not be a direct contact point at another. Consider if the employees are handling product directly with their gloves or just moving equipment or containers around with only a remote chance they will actually contact product with their gloves – go out and watch them to verify. This must be considered in order to justify and defend the selection and classification of sampling sites.

While not all will be relevant to a fresh produce handling operation, the FSIS *Listeria* Compliance Guidelines<sup>25</sup> provide the following table of possible food contact (Zone 1) and non food-contact sampling sites:

<b>FOOD CONTACT</b>	<b>NON FOOD CONTACT</b>	<b>FOOD CONTACT</b>	<b>NON FOOD CONTACT</b>
Aprons*	Air blower, filter	Paddles	Hoses
Baggers	Boots	Peelers	Legs (hollow)
Band saws	Carts	Plastic wrap	Lifters
Belts	Ceilings	Plates	Machinery
Blades	Coat racks	Product carts	Maintenance Tools
Brine*	Condensation	Racks	Mops
Chiller shelving	Control buttons	Saw table	Motor housing units
Chutes	Cooling units	Scales	Overhead pipes
Coats*	Doors	Scoops	Pallets
Conveyors	Drains	Scrapers	Platforms
Cutting boards	Equipment framework	Sealers	Refrigeration units
Equipment surfaces	Equipment sides	Shredder	Roller bars (hollow)
Equipment shields*	Exposed insulation	Slicers	Rough welds
Gloves*	Fans	Smoke sticks	Sinks
Grinders	Flaps	Tables	Spiral Freezer
Guiding bars	Floor mats	Thermometers	Squeegees
Hopper surface	Floor/wall junctions	Tongs	Standing water
Knives	Floors	Trays	Stands
Mixers	Forklifts	Trees	Trash cans
Packaging machines	Gaps between close-fitting parts	Tubs	Walkways
Packaging materials	Gaskets	Utensils	Walls
		Wipers	Wheels of carts
*Could be considered either a food contact or a non food-contact surface, depending on if the surface comes in direct contact with the product.			

Items such as on/off buttons, quick-release connections for a steam line or air hose may be considered a product contact area if the operator handles them directly and then touches product. Again, observe operations, the processes and the people, and make decisions based on what is actually happening in the plant and on the line. Also consider employees monitoring a process or checking quality parameters. Where do they place the product, e.g., on a scale? What else do they touch and what about the instruments they measure with and record data with? Are they all direct product contact surfaces?

What about air? *Listeria* cannot fly; something has to cause it to move. Therefore consider the cleanliness of overhead structures particularly air handling or ceiling mounted refrigeration units in processing rooms. The use of fans in finished product areas can move particles and associated bacteria (including *Listeria*) throughout the room and onto product contact surfaces and exposed product. In cases such as these, monitoring the air is recommended. Check for leaks on air lines used for equipment such as packaging machines. Is the air filtered? If yes, then the filter may be a useful collection point to test periodically.

## **What to test for: *Listeria* spp. vs. *L. monocytogenes***

Beyond testing to detect *L. monocytogenes*, a primary goal of an environmental monitoring program is to detect and eliminate harborage sites. It is generally thought that, if *Listeria* spp. can become entrenched in a niche, so can *L. monocytogenes*. Since *Listeria* spp. will be found more frequently in the environment, and because test results for *Listeria* spp. are generally available more quickly than for *L. monocytogenes*, it is recommended that testing be performed for *Listeria* spp. A program based on *Listeria* spp. detection is more conservative as it is expected that the facility will take corrective action for all *Listeria* spp. detections as though they were *L. monocytogenes*.

## **When to confirm, when not to confirm**

If the operation takes corrective action on all detections of *Listeria* spp. as though they were *L. monocytogenes*, there is little reason to take tests to species confirmation. There are two exceptions: 1) recurring detections in any Zone after corrective action is taken and 2) *Listeria* spp. detections in Zone 1 (i.e., on a product contact surface) or in product.

In the first case, repeat detections may be coincidental transients or an indication of *Listeria* entrenchment. If the operation takes corrective action to eliminate potential harborages, and the organism continues to be detected, the operation may want to use an additional test, like serotyping, PFGE or Ribotyping (see below), to determine the difference. Such testing will almost always reveal whether the isolate is *L. monocytogenes* or one of the other *Listeria* spp.

In the second case, FDA current enforcement policy is to consider detection of *Listeria* spp. in product or on a product contact surface (Zone 1) as the same as if it is *L. monocytogenes*; i.e., affected product is considered adulterated. Operations handling fresh-cut produce or produce with a short shelf-life will likely not have the time to evaluate whether *Listeria* spp. detections are *L. monocytogenes*. Therefore, operations sampling product or product contact surfaces should place any potentially affected product on hold and test directly for *L. monocytogenes*.

This FDA policy has inhibited companies handling fresh, perishable foods, including fresh and fresh-cut produce, from sampling product and Zone 1 product contact surfaces because of the need to hold product until results are known. The FSIS *Listeria* rule (9 CFR part 430) takes a different approach. It allows operations to test product contact surfaces for *Listeria* spp. or “*Listeria*-like organisms” and not take action on affected product if 1) it is the first detection in that area and 2) the operation takes corrective action to determine and remove the source of the contamination. The FSIS policy reverts to considering subsequent detections of *Listeria* spp., and any detection of *L. monocytogenes*, in product or on product contact surfaces as an indication of product adulteration. While this “one bite of the apple” policy removes the primary obstacle to testing Zone 1 surfaces, it does not apply to produce operations.

## **Where to sample**

*Listeria* are invisible; that is, they have no odor and leave no visible signs of their existence. The only method of detecting *Listeria* is by microbiological testing. So, finding *Listeria* in a facility before it contaminates product is like looking for a needle in a haystack, usually when you don't know the needle is there. Swabs sites should be divided up by Zone.

**Zone 4:** There are two purposes for identifying and testing Zone 4 areas; i.e., areas outside of the exposed, finished product handling area: 1) to confirm that sampling and testing is effective at detecting *Listeria* spp. in areas where they are likely to occur, and 2) to detect ingress points, i.e., paths by which *Listeria* may enter the product handling area. Raw produce storage and handling areas are likely to provide occasional, transient detections of *Listeria* spp. coming from the field. Unusually high frequencies of *Listeria* spp. in this area should trigger an investigation, as harborages in this area can lead to a greater frequency of detections in Zones 1-3 and in finished product .

**Zone 3:** Zone 3 includes surfaces that are in the processed product area and in the vicinity of, but not attached to, product contact surfaces. Examples include support posts, utility carts, hoses, walkways/gratings, phones, equipment control panels (if they are away from the processing line and not likely to be touched by produce handlers), air handling units and drains. Zone 3 areas provide a convenient location for niches and harborage points that can accumulate moisture and



*Condensation and drip pan drainage lines and floor drains are common risk-based swab sites for environmental test monitoring programs.*

nutrients from the packing/processing environment, and then inadvertently allow *Listeria* to be transferred to Zone 2 or Zone 1 locations by workers or by air or water, particularly during cleaning.


Drains provide a convenient monitoring point in wet areas or areas where equipment is washed down during cleaning and the water is likely to carry *Listeria* from harborage points to a drain. When swabbing drains, it is important to perform the swabbing prior to use of any sanitizing treatments that may mask the presence of *Listeria*. Sampling inside drains during operations is not recommended as the activities involved, such as removing the drain cover, drain basket and reaching down inside a drain to sample, may create an opportunity to spread any contamination into the product handling area. If sampling drains during operation, swab the cover and exposed surfaces around the drain.

There is considerable disagreement over whether drains should be included in an environmental sampling program due to the difficulty that arises in determining how to interpret the relationship between a positive drain sample and the potential for product contamination. It is sometimes better to maintain a strong program to control *Listeria* in and around the drains through use of a sanitizer applied during operations, and by controlling traffic and minimizing the use of water and air hoses that potentially can spread contamination during operations. Greater emphasis should be placed on sampling floors in coolers, near packaging lines and near drains when they are located under or near packaging lines. Sampling drains may be beneficial during investigations and source tracking.

**Zone 2:** These areas are arguably the most likely to harbor *Listeria* that can be transferred to product and product contact surfaces. Examples include the outside and underside of product contact surfaces, equipment housing, non-product contact surfaces of tunnels and chutes, and other framework that produce handlers may touch during operations. Because these areas are not intended to be product contact surfaces, they may not receive the same level of attention when designed, during installation and during cleaning. Being so close to product contact surfaces, they are more likely than Zone 3 to accumulate moisture and nutrients and, if *Listeria* become entrenched, provide a shorter distance to product contact surfaces. Detection of *Listeria* on a Zone 2 site should be taken seriously; since Zone 2 is not product contact, any *Listeria* detected are less likely to be transients from incoming produce and may be more likely coming from the production environment itself.

**Zone 1:** These are surfaces that contact produce during normal operations; for example, product chutes, cutters/slicers, conveyors, product contact utensils (e.g., knives) and product contact surfaces of product dryers and packaging equipment. Product contact surfaces that are easily cleaned and sanitized are rarely appropriate for sampling. Instead, more difficult areas are preferred, e.g., welded or bolted joints, “zipper” joints of conveyors, grating, and cracked, repaired or other uneven surfaces. Remember that *Listeria* are microscopic and need only a very small niche to become established.

Before swabbing a Zone 1 site, consideration must be given to the potential impact that a positive result might have on finished product. According to the current FDA Draft Guidance for Industry<sup>9</sup>, detection of *Listeria* spp. or *L. monocytogenes* from a direct product contact site can indicate that produce that contacted this surface may have become contaminated. Detection of a pathogen on a product contact site must lead to consideration of whether the affected product lots need to be segregated and destroyed or recalled. Consequently, operations are advised to sample Zone 1 surfaces only between product lots, or when affected product can be held until the test results are known.



When sampling, consider hard to reach and rarely cleaned areas, particularly joints and attachment points.

**Niche identification:** Microbial niches can occur in any Zone. They are locations within produce packing/processing equipment and/or the handling environment where microorganisms can become established and multiply. These are areas not easily

accessible during routine sanitation and therefore serve as a reservoir from which microorganisms may be dispersed and contaminate equipment and product during operations. They are generally wet areas that may be above, under and inside equipment such as conveyors, produce slicers, dicers, and packaging machines. Look for hard-to-reach areas where product residue can accumulate. Niches may include areas inside equipment (cabinet), inside hollow rollers, electrical panels, in and around start/stop buttons and emergency shut-offs. *Listeria* have been found in the hollow rungs of ladders and in the insulation of chill tunnels. Microbial niches may also be located behind gaskets and seals and in spaces between metal-to-metal and plastic-to-plastic or plastic-to-metal interfaces. Water-saturated insulation wrapped around pipes, cracked drains, frames around pass-through type windows used for supplies, and cracks and crevices in the floor or at the wall/floor junction may become microbial niche areas. Cleaning aids such as mops, brushes, squeegees, pump-up type sprayers, and floor scrubbers have been identified as microbial growth niches as well.

**Fixed End Sample site:** The recommendation from experts in the field is that there be at least one, and perhaps two fixed sites for sampling contact areas. One point is a fixed site near the end of each packaging line that the food contacts just before final packaging as it would represent a composite of all the preceding contamination that may occur upstream. Experience has shown that random site selection along each line can miss a problem and lead to a false sense of security. Therefore, in addition to random sites, choose a fixed site by reviewing each product line for the last place exposed product is in contact with equipment. Look for an area near the end of the line where there is a constant build-up or run-off from the product and an associated run-off onto product or product contact areas. For example, on a produce slicing or dicing line, the product is probably sliced/diced onto a conveyor or bucket loader that conveys the product to an area where it is dropped automatically or placed by hand into a product package. This is an area that may be considered for a fixed site: at the end of the line at the rollers for the conveyor. The reason is the rollers will collect anything on the conveyor. Sampling the conveyor itself may not provide as adequate a sample as every time product runs on the conveyor it may clean off any product or contamination that was in that spot. There is usually a build-up on the rollers after production has run for a while.

**Special events:** History has demonstrated that physical disruptions to the facility or equipment can dislodge or reveal resident *Listeria* that was previously undetectable. Examples of such disruptions have included construction, repairs, replacing/moving equipment, process changes, exposing new areas and installing used equipment. Operations should consider targeted sampling during these events.

**More testing points:** Some other areas to consider in selecting sampling sites:

- 1) Framework where employees lean as they are loading product. Watch to see if product contact workers hang or lean on this area, especially when there is a break or the line is down, because then it becomes a contact surface;
- 2) Foot-activated pedals for equipment. Watch employees to see whether they reach down and adjust pedals and then return to handling product;
- 3) Grating and floor mats on which workers stand (not foot mats containing an antimicrobial); and
- 4) Non-routine employees who may come into contact with product or product contact areas, such as maintenance employees and their tools, product employees, supervisors or line leads who change out or adjust packaging film and equipment.
- 5) Air (room air and compressed air) and water should be tested either as part of a zone monitoring or tested on their own.
- 6) Consider performing a plant survey for floor surface splatter zones from personnel, forklifts, and hoses where unprotected product may be contaminated prior to packaging, particularly in Zone 4 transition areas where attention to *Listeria* may not be the focus.



*Equipment supports, floor anchors, and wheels are important swab-target sites. Swabbing deep into gaps and junctions is an important standard procedure to reduce the chance of missing a resident niche and biofilm build-up by *Listeria**



*Condensation on walls, ceilings and behind pipes and conduit has been shown to promote *Listeria* establishment in the facility. Dripping to a concrete berm at the floor, especially if poorly grouted and sealed, can lead to intrusion of insulation and long-term reservoir for periodic contamination.*



## **Where not to sample**

Testing should only be performed on samples that are meaningful. For example, if raw produce is expected to have some low prevalence of *L. monocytogenes* from the growing environment, testing raw produce will have limited value. Likewise, testing the raw produce receiving area will have limited value (except as noted for Zone 4, above, when testing is being performed to validate the testing procedures, and when *Listeria* is never detected, below). Other sampling that may have limited value will be areas of the operation where produce is not held or exposed, such as the shipping area, non-produce storage areas, non-production areas and areas that are constantly maintained dry.

More suggestions for reducing swab sites or for reducing the frequency of testing a particular site:

- 1) If there are sites located on an employee (e.g., gloves, apron, sleeves), decide if these are contact or non-contact sites based on the operation. If non-contact, consider designating the site as “non-contact – employee” and use one sponge and take all locations at the same time. Contact sites may likewise be composited onto one sponge and called “contact – employee”. Observe the employees – see what they touch and what part of them touches product or touches contact surfaces that product also touches.
- 2) Reduce the frequency in testing sites that are rarely used or contacted, such as fire extinguishers, inside packaging film, dry erase boards, fire hose and hanger, and eye wash stations.
- 3) Observe where the line employees are located and spend their time. If they do not go near an area during production, don’t test there as frequently.
- 4) Does the employee that changes packaging film also handle product (e.g., a supervisor or line leader)? Operations should avoid procedures/practices where workers handle product and non-product surfaces routinely.
- 5) Do employees who receive supplies through a pass-through window or door also handle exposed product? Consider the risk that they may also provide an opportunity for *Listeria* to enter product Zones.
- 6) Are there 3 or 4 lines that are identical? If so, list the site once and then randomly pick the line to test.
- 7) Does the employee handling electrical cords or air hoses also handle product? If not, don’t test these sites as frequently. If they do, ensure they wash and sanitize their hands/gloves before handling product and periodically test to verify.
- 8) Review which employees are using items such as squeegees, equipment carts, clipboards, hoses, ladders, etc. If the employees using these are in direct contact with product or product contact areas without an intervention step (e.g. like changing out and sanitizing), fix this with an appropriate intervention step and reduce sampling frequencies of these sites.
- 9) Does an employee in direct contact with the product handle equipment like vacuum pumps or equipment motors? If not, these sites are of lesser concern. If so, stop this practice.
- 10) Historical data and expertise. If tests for a particular site have not resulted in a positive and the site is not likely to be a high risk site, the frequency of sampling for that particular site may be reduced. However, that advice does not apply if the site is considered a high risk for people or product contact.

The frequent treatment of product-contact water (e.g., wash water) with an antimicrobial provides an advantage to produce operations, in that the treated water creates a hostile environment in which *Listeria* is less likely to become established. Therefore, Zone 1 surfaces that are frequently wetted with antimicrobial-containing water (e.g., sides of flumes and dump tanks) should be sampled less often unless there is another reason to think the surfaces may provide harborage points. However, care must be taken in interpreting whether wash water that wets surfaces in fact contains effective levels of antimicrobial. For example, the antimicrobial power of chlorine is exhausted relatively quickly, and wash water that splashes onto equipment may simply provide moisture that enables *Listeria* to grow.

While routine testing of these areas is not recommended, there may be value to sampling such areas during a thorough investigation, particularly if there is a suspicion that contamination may be carried by traffic into and out of areas during weekends, sanitation or plant downtime. Also, doing a mini-assessment of the raw product receiving/holding areas may reveal entrenchments that pose a further risk of produce contamination, or help understand the level of risk from incoming material and can reinforce how important it is to maintain separation of raw and processed product and areas, even when schedules are tight or labor is short.

## **Master swab plan**

**Frequency of testing:** Routine sampling may be performed weekly, monthly or quarterly depending on the amount of product produced, risk and facility history. There is no “right” answer as to frequency and number of swabs, and one size doesn’t fit all but, as a suggestion, a large facility could start with 50-60 swabs per shift per week (divided into 25% after-sanitation swabs for all Zones 1-4, 50% Zone 2-3 midshift swabs, and 25% Zone 4 midshift). Then, for every *Listeria* spp. finding, investigate to find the root cause. If a cause is not apparent, do an additional 5 investigative swabs in the implicated area. From here, the data should be a good indicator whether to expand or reduce the number of samples, and/or determine where it is best to focus.

**When to test:** There are advantages and disadvantages to sampling 1) after sanitation and prior to production, 2) during production (e.g., performed after equipment has been running with product for 2-4 hours), and 3) after production and equipment wash down but prior to sanitation. The first should be the cleanest, least likely time to detect *Listeria*, including transients. Detection at this point should result in immediate reconsideration of cleaning/sanitation practices and training. A second detection should result in an immediate investigation. A *Listeria* monitoring program based solely on sampling after sanitation and prior to production is not recommended, because testing during or after production may reveal entrenched *Listeria* that are exposed by equipment movement. Sampling after production and equipment wash down but prior to sanitation allows for using drains to monitor for *Listeria* presence (see Drains, above). *Listeria* detections during and after production may only be transients, however repeat detections in the same area should be investigated as possible entrenchments.

Consider different times, days and shifts for sampling, both pre-operational and operational. Samples taken during the operations will also reflect the risk of activities likely to contribute to equipment and product cross-contamination such as people, GMP procedures, product and ingredient movement, activities before and after breaks, shift changeovers, etc. Everyone seems to focus their testing on first shift, but there should be equal coverage on second shift.

Whenever performing in-process testing in Zone 1, identify and hold the lots that were in contact with the tested surfaces. The facility should consider whether to stop production immediately after sampling and clean and sanitize the line, particularly the sampled area, before resuming production. One suggestion could be to engage the equipment for a period of time or revolutions post-sanitation, prior to production and prior to sampling. Like in-process testing, this may expose hidden organisms.

**How many samples to collect:** Each process should be evaluated in order to identify the actual and potential sources of contamination. The number of samples routinely taken in each area will then vary depending on the classification of the area risk (raw or processed product area), design, amount and complexity of equipment and process and the layout of the handling environment. Some pieces of equipment such as a conveyor may include multiple sampling sites depending on the length and size of the conveyor. A piece of equipment such as a dicer/slicer may require several sampling sites in order to take into account all the stationary and moving parts of the equipment that may come into contact with the product including but not limited to slicing/dicing blades, spray nozzles, springs, etc.

**Composite testing:** Many facilities choose to composite 2-5 samples in an effort to save money (e.g., using the same swab/sponge on multiple surfaces). If the swabs are composited from an area for which the corrective action for a positive result will be implemented for the entire area or line, then compositing may be appropriate. On the other hand, composite testing may dilute the target organism below the sensitivity of the test. In most cases, the composite will not provide information about which individual site was positive, and the sampled sites must be re-sampled. In many of these cases, this adds additional time and cost in re-sampling and re-testing. And the site, which may have undergone several cleanings before re-sampling occurs, may no longer be positive and an opportunity is missed to detect and eliminate a niche.

**Finished product and product contact surface testing:** Finished product testing can be of limited value due to the uneven distribution of the organism in a lot of product and the low frequency of occurrence of the organism of concern. However a facility may decide to test finished product as a result of a positive result in Zone 1 or as verification of the effectiveness of the environmental monitoring program. Any time product is tested for *Listeria* spp. or *L. monocytogenes*, the lots of product involved should be put on hold until all test results are available. An operation should also consider whether testing in Zone 1 also warrants holding product until results are known.



*Zone 1 and Zone 2 testing should include swabs taken after equipment has been turned on and gear boxes and belts moving to release hidden biofilms in hard to clean components.*

## **How to collect samples: sampling/transport methodologies**

**Environmental Samples:** For each sample site, sponge the maximum area possible, or at least one square foot. For those sites less than one square foot, sponge the entire site. Sanitize each sampling site after swabbing. The sterile sponges used should be from an approved vendor, handled in an aseptic manner and pre-moistened with neutralizing buffer prior to sampling. Water samples should be taken in an aseptic manner using leak-proof plastic bags or wide-mouthed plastic bottles that are clean and sterile and that can be tightly sealed to maintain sample integrity during transport. Air samples may be taken using an automatic air sampler or settling plates.

**Product Samples:** Whenever possible, product samples should be sent in their original unopened packaging to reduce handling and limit the potential for cross contamination. If the product is unpackaged, in bulk or in containers too large for transportation to the laboratory (e.g., cases or bins), aseptic procedures should be followed to transfer subsample portions to sterile sample bags or containers designed for such purpose.

**Sample identification and transport:** Clearly label each sample before packing into a shipping container. Label plastic bags and bottles directly whenever possible. Make a record of all samples including a description of the sample, and the time and date of sample collection. Identify who took the sample as well as where the sample was collected, including any lot numbers and identity of the original container (box, bag or combo) when subsamples are taken. Environmental sponges, product and water samples should be packed in a cooler (not frozen) with frozen gel-ice packs and sent to the laboratory. Samples should be transported to the laboratory as soon as possible. Temperatures of samples should be taken before shipment and upon receipt at the laboratory. Samples should be held at 0 to 4.4°C (32 to 40°F) for no more than 36 hr before analysis.

## **Selection of a laboratory to do the testing**

**In-house testing:** While an in-house laboratory may provide a level of convenience, time and cost savings, United Fresh does not recommend using an in-house laboratory for testing *Listeria monocytogenes* or *Listeria* spp. Any type of *Listeria* testing will require some level of enrichment, which may inadvertently become a source of contamination of the production area. Unless the laboratory has extraordinary controls to prevent such opportunities for contamination, or no other options are available, it is usually not worth the risk.

**External laboratory testing:** The primary consideration is the reliability of the laboratory to perform the testing. United Fresh recommends selecting a laboratory that has been accredited to ISO 17025, follows Good Laboratory Practices and/or participates in proficiency testing that includes *Listeria* testing, preferably of fresh produce. The laboratory, and the technician if the laboratory performs the sampling, should be experienced in environmental monitoring for *Listeria*. Since the results could potentially result in a recall or missing detection of the organism before contamination spreads to product contact surfaces, the laboratory should only use test methods validated for *Listeria* and the type of sample. Operations may want to consider submitting split samples to different laboratories periodically to verify consistent results and proficiency.

**Instructions to provide to the laboratory:** The facility should include the following with the samples: the sample site name and/or code; the date, time and location of where the sample was taken (if not included in the code); the organisms the sample is to be analyzed for, such as *Listeria* spp. or *Listeria monocytogenes*, and the method to be used for analysis; the name and contact information of the person the results are to be reported to.

**Data tracking and trending:** Using data to track and trend results is recommended. Sample results may be documented by location (sampling site) and as pre-operational, in-process or post-operation samples. Document all results by date/time and site, corrective actions for positive results and maintain as part of the testing records. Different colors can be used to show positive and negative results. Indicating positive findings on a map or plant diagram can be very useful to detect infrequent detections of an entrenched organism and how it is being spread.

---

## EMPLOYEE TRAINING IN LISTERIA CONTROL AND DETECTION

---

There is no expectation, or need, for employees to be trained as microbiologists. However, there is a benefit to training workers in practices that can avoid *Listeria* harborage and cross-contamination, and in practices that promote *Listeria* control. For example, training could include 1) *Listeria* awareness, 2) likely sources of *Listeria* in the packing/processing facility and how workers may inadvertently spread *Listeria*, 3) the importance of cleaning/sanitation practices and how they can control *Listeria*, and 4) the importance of an effective environmental monitoring program and how detection of *Listeria* should be encouraged and not treated as a “failure”. Finding it is a tremendous opportunity to control it. Finding it over and over again after corrective actions have been taken is an obvious indication that corrective actions have been ineffective and an undetected harborage exists. Training should include facility-specific practices, including why true traffic patterns, smock color changes, dedicated entryways into specific areas, etc. have been implemented. United Fresh encourages the use of these guidelines in an employee training program.

---

## RESPONSE TO LISTERIA DETECTION

---

### Transient vs. resident *Listeria*

**Transient isolate:** a one-time isolate whose repeated presence via swabbing is not detected. It is likely that the GMPs are effectively implemented. Since *Listeria* may be continually re-introduced from incoming ingredients, implementation of GMPs is essential to keep it controlled. But, given the ubiquitous nature of *Listeria*, an occasional isolate may be detected.

**Resident isolate:** an isolate that is repeatedly found, indicating a potential lapse in GMPs or existence of an undiscovered niche which has allowed for a harborage site to be established. It is likely that this harborage is continually re-contaminating the facility with increasing potential to contaminate produce. Corrective actions need to be aggressively implemented to seek out and eliminate resident isolates.

### First detection vs. second detection

It should be expected that isolates will occasionally be found, particularly where transients may enter the facility from incoming raw produce. However, repeat detections in the same location warrant an aggressive response. The most effective programs are driven by data which are then used to effect change and ensure that proper resources are available. Responses to positive results need to vary by Zone of detection to ensure that proper resources are directed to where they will have the most effect. The type of response will vary depending on a number of factors.

### Typical reactions to a positive result

- 1) Examine the site and investigate potential causes. How likely is it that a detection at this site is a transient *Listeria*? Has *Listeria* been detected in or around this site before? In which Zone was the *Listeria* detected? The most concerning types of isolates are from a product contact site, which could indicate that product was contaminated, or in recurring sites, which could indicate a resident *Listeria*. A positive in Zone 2, 3, or 4 does not automatically implicate product, but actions need to be considered and repeat positives demand action.
- 2) Regardless of the Zone, additional samples should be collected at the site and adjoining areas as soon as possible. If a positive was initially detected in a composited sample, individually sample each of the sites that made up that composite and test individually to help hone in on the source of contamination.
- 3) Unless a transient *Listeria* is likely, assemble a cross-functional environmental response team of representatives from QA, Operations, Maintenance, Sanitation, Food Safety, etc. The team should conduct a preliminary investigation to determine the potential cause of the contamination and take immediate action to correct any identified GMP deficiencies. The team should consider moving in closer toward Zone 1 sites in follow-up sampling. For example if a positive is found in Zone 3, sample Zone 2 sites in the implicated area. Before the analysis is done, consider how the outcome might influence actions to be taken; i.e., before sampling, always have an action plan to implement if another positive is found.
- 4) In the event of a second positive result, the response team should conduct an in-depth investigation looking at areas and consider issues such as any maintenance disruptions or activities; in-plant construction, unplanned down time, other non-standard production activities (e.g. R&D plant trial) and a review of equipment for harborage areas, such as hollow rollers, rough welds, cracked or damaged surfaces.

- 5) If a source is still not readily apparent, the facility should perform a systematic investigation to find the root cause. Such investigation may include one or more of the following, as indicated by the location and potential sources of contamination: an extensive disassembly of equipment for thorough cleaning and sanitizing; audit of sanitation practices to ensure adequacy; extensive cleaning and sanitizing of the room, peripheral areas, and holding coolers; audit and conduct GMP refresher with all employees, including maintenance and other non-product contact employees, and use of subtyping procedures (e.g., ribotyping, see below) to determine whether recurring isolates are of the same subtype and most likely an entrenched strain.
- 6) Document all corrective actions and follow-up test results.
- 7) React aggressively to persistent positive results, which could include more intense sanitation; more aggressive maintenance (elimination of niches where *Listeria* could accumulate, heat sanitizing of equipment, replacement of equipment, etc.) and subtyping of isolates.
- 8) Continue to track and frequently review results over time to determine whether any trends of positive results are emerging and ensure that appropriate actions are taken
- 9) Until consistently negative results are demonstrated, consider increasing the frequency of sampling in a particular Zone to ensure that contaminants are quickly identified.

The FSIS *Listeria* Compliance Guideline<sup>25</sup> provides the following recommendations for actions to be taken following a positive *Listeria* spp. detection in an RTE meat or poultry plant. They note that not all steps may be necessary to address contamination, but that actions should be escalated to address consecutive positives:

"If positives occur, consider:

- Thoroughly cleaning and scrubbing sites where positives were found.
- Identifying all possible harborage sites and cross contamination pathways. Clean and sanitize harborage points and address cross contamination.
- Removing equipment parts and soaking overnight.
- Increasing the frequency of all less than daily sanitation procedures (e.g., walls and ceilings).
- Scrubbing surfaces where product residue accumulates. Pay special attention to gaps, cracks, rough welds, and crevices in equipment.

If positives continue to occur, consider:

- Disassembling equipment and soaking of parts in quaternary ammonia overnight.
- After cleaning and sanitizing of larger pieces of equipment, applying steam heat via an oven at 160°F and holding for 20-30 minutes.
- Fogging the room with a sanitizer solution.
- Replacing rusty, pitted, peeling tools or parts of equipment with new, smooth-surfaced ones. These rusty, pitted tools and equipment parts serve as ideal harborage places for Lm to grow and multiply.

If positives still continue to occur, consider:

- Identifying harborage points in equipment, such as spiral freezers and slicers, and repairing or replacing.
- Thoroughly cleaning all areas of the establishment, including raw and non post-lethality exposed areas, to address possible harborage sites leading to contamination of RTE areas.
- Repairing or replacing leaky roofs, broken and cracked equipment, floors, overhead pipes, and cooling units, fans, doors, and windows. Suspend operations during repairs or replacement. FSIS recommends testing the environment for *Listeria* spp. after repairs are finished."

### **Subtyping isolates**

During investigative testing, and sometimes even during routine testing, an operation may encounter multiple or recurring *Listeria* isolations. Classic enzymatic and biochemical subtyping methods are not usually sensitive enough to distinguish between multiple isolates beyond species. Some form of genetic identification is usually necessary to determine whether

the operation is detecting multiple transients from different sources, or a spread or recurrence of a resident strain. There are several ways to perform such identification, e.g., pulsed-field gel electrophoresis (PFGE), serotyping, genome sequencing and ribotyping. Ribotyping will be described here as one example.

Ribotyping using the DuPont Qualicon Riboprinter® allows for strain characterization beyond the strain level of the bacterial species of *Listeria* or other bacteria. Based on differences in the genes that encode for ribosomal RNA production, the Riboprinter® focuses on the stable, highly conserved regions with variable number and position. Using variations in fragment position and intensity the Riboprinter can identify and classify the bacteria using restriction fragments from the 16s, 23s and 5s regions and some spacer regions beyond them. The outcome of a single ribotype is a unique “fingerprint” of a particular isolate.

In other terms, after you have a bacterial colony, in 8 hours, it can tell you, “have I seen this bacterial isolate before and where?”, based on the data that are collected and stored over time. It allows a microbial map of the plant’s bacterial flora to be created and to determine over time what the sources of frequent contamination events are, which will help to eliminate them. Further analysis of isolates can help determine its potential source and common ribotype patterns are identified and linked

Currently there are over 8500 individual bacterial patterns in the Riboprinter® and 146 individual strains for *L. monocytogenes* alone. These have been collected over time by customers, governments, and pharmaceutical companies along with DuPont to create the database. However the real value is when the patterns stored from a facility are used to create a collection or genetic map of bacterial strains specific to that facility.

Ribotyping of isolates from a variety of sources can permit linkage to an environmental and/or food source and highlight where previously undiscovered niches may exist. Mapping positives can permit tracking the route of contamination through a facility and identify persistent contaminants and areas in need of more intense GMP focus.

---

## WHEN TO STOP PRODUCTION AND RECALL PRODUCT

---

If enhanced or investigational testing reveals that product contact surfaces are reasonably likely to have become contaminated by an entrenched source of *L. monocytogenes*, or if the pathogen is detected by finished product testing (regardless of the source), the operation should assemble their recall team and determine what next steps are prudent. At the least, detection of *L. monocytogenes* on a product contact surface or finished product is ample justification to stop production and clean and sanitize all implicated Zone 1 surfaces before resuming production. The recall team should also consider whether such detection provides sufficient justification to hold or recall product that has already been processed or packed. If a test and hold program has been implemented, implicated product should still be under the operation’s control.

There will be a desire to test implicated product for *Listeria* and, if negative, to release it into distribution. However, as noted above, while a positive test can confirm contamination, no amount of product testing, short of 100%, can confirm a lot is not contaminated.

### Defining how much to recall

The scope of a recall will depend on what the recall team determines/decides the likely source of contamination was. For example, if the likely source was an entrenched source of *L. monocytogenes* that had contaminated a particular product contact surface, all product that reasonably came into contact with that surface would be suspect. The recall team should review information such as environmental monitoring data, cleaning and sanitation practices and sanitation logs to estimate how long the surface may have been a source of product contamination. Then, any product lots that contacted the surface during that time should be considered for recall. If the likely source was an incoming lot of produce then, generally, the scope of a recall can be limited to all product lots that contain the incoming lot, and possibly fewer if any processing steps for those products may have minimized the potential for *Listeria* to be carried into final product. On the other hand, the recall team may determine that all product lots that were processed on the same product contact surfaces as the implicated lots are also suspect, bracketed by cleaning and sanitation of those surfaces. Operations should consider scenarios like these when defining product lots and determining when and to what extent cleaning and sanitation of product contact surfaces should be performed.

---

## WHAT TO DO IF LISTERIA IS NEVER DETECTED

---

There are arguably only three reasons that an operation never detects *Listeria* spp. in an environmental monitoring program:

- 1) The produce handled in the facility is not reasonably likely to carry *Listeria*. Since *Listeria* is a soil-borne microorganism, it is unlikely that produce grown outdoors will never carry the organism into the facility. However, there has not been an extensive study performed to determine this for all commodities and growing regions. Likewise, the likelihood of *Listeria* from a greenhouse or other protected growing environment is unknown.
- 2) The operation is incredibly lucky, or
- 3) The sampling and/or testing procedures are not rigorous or sensitive enough. Since this is the most likely reason, an operation should reconsider its sampling protocols to ensure likely harborage points have all been identified and sampled, that sampling times and frequencies are selected to be most likely to detect the organism, and that sampling procedures collect a sufficient volume or area of sample to be able to detect the organism. Similarly, the operation should ensure that the testing laboratory is using validated detection methods and that they have sufficient internal controls to avoid “false negatives” (i.e., samples that actually contain the organism but the test fails to detect it). At the least, the operation should consider including sampling sites likely to have transient *Listeria*, e.g., the raw produce receiving area. Remember that the objective of an environmental monitoring program is not to prove the organism is absent, rather it is to detect the organism before it becomes a food safety risk.

---

## REFERENCES (Websites as of September 18, 2013)

---

1. *Listeria*, Listeriosis, and Food Safety. 1999. Ryser, E.T. and E.H. Marth, Editors. Marcel Dekker, New York.
2. den Bakker, H.C., C.A. Cummings, V. Ferreira, P. Vatta, R.H. Orsi, L. Degoricija, M. Barker, O. Petrauskene, M.R. Furtado and M. Wiedmann. 2010. Comparative genomics of the bacterial genus *Listeria*: Genome evolution is characterized by limited gene acquisition and limited gene loss. BMC Genomics 11:688. [www.biomedcentral.com/1471-2164/11/688](http://www.biomedcentral.com/1471-2164/11/688)
3. Farber, J.M. and P.I. Peterkin, 1991. *Listeria monocytogenes*, a Food-Borne Pathogen. Microbiol. Mol. Biol. Rev., vol. 55 (3): 476-511.
4. Schlech, W.F., P.M. Lavigne, R.A. Bortolussi, A.C. Allen, E.V. Haldane and A.J. Wort. 1983. Epidemic Listeriosis — Evidence for Transmission by Food. N Engl J Med. 308:203-206.
5. DSHS Orders Sangar Produce to Close, Recall Products. 2010. [www.fda.gov/Safety/Recalls/ucm230709.htm](http://www.fda.gov/Safety/Recalls/ucm230709.htm)
6. Centers for Disease Control and Prevention. 2012. Multistate Outbreak of Listeriosis Linked to Whole Cantaloupes from Jensen Farms, Colorado. [www.cdc.gov/listeria/outbreaks/cantaloupes-jensen-farms/082712/index.html](http://www.cdc.gov/listeria/outbreaks/cantaloupes-jensen-farms/082712/index.html).
7. U.S. Food and Drug Administration, 2011. Environmental Assessment: Factors Potentially Contributing to the Contamination of Fresh Whole Cantaloupe Implicated in a Multi-State Outbreak of Listeriosis. [www.fda.gov/Food/RecallsOutbreaksEmergencies/Outbreaks/ucm276247.htm](http://www.fda.gov/Food/RecallsOutbreaksEmergencies/Outbreaks/ucm276247.htm)
8. U.S. Food and Drug Administration and U.S. Department of Agriculture. 2003. *Listeria monocytogenes* Risk Assessment. [www.fda.gov/Food/FoodScienceResearch/RiskSafetyAssessment/ucm183966.htm](http://www.fda.gov/Food/FoodScienceResearch/RiskSafetyAssessment/ucm183966.htm)
9. Gombas, D.E., Y. Chen, R. S. Clavero, and V.N. Scott, 2003. Survey of *Listeria monocytogenes* in Ready-to-Eat Foods. J. Food Protection, vol. 66 (4): 559–569.
10. U.S. Food and Drug Administration, 2008, Draft Guidance for Industry: Control of *Listeria monocytogenes* in Refrigerated or Frozen Ready-To-Eat Foods. [www.fda.gov/Food/GuidanceRegulation/GuidanceDocumentsRegulatoryInformation/FoodProcessingHACCP/ucm073110.htm](http://www.fda.gov/Food/GuidanceRegulation/GuidanceDocumentsRegulatoryInformation/FoodProcessingHACCP/ucm073110.htm)
11. U.S. Food and Drug Administration, 2006. Guide to Minimize Microbial Food Safety Hazards of Fresh-cut Fruits and Vegetables; Draft Guidance. [www.fda.gov/ohrms/dockets/98fr/06d-0079-gdl0001.pdf](http://www.fda.gov/ohrms/dockets/98fr/06d-0079-gdl0001.pdf)
12. United Fresh Produce Association, 2001. Food Safety Guidelines for the Fresh-cut Industry, 4<sup>th</sup> Edition.
13. Draft Guidance for Industry: Questions and Answers Regarding the Reportable Food Registry as Established by the Food and Drug Administration Amendments Act of 2007 (Edition 2). [www.fda.gov/downloads/Food/GuidanceRegulation/UCM213214.pdf](http://www.fda.gov/downloads/Food/GuidanceRegulation/UCM213214.pdf)
14. Health Canada, 2011. Policy on *Listeria monocytogenes* in Ready-to-Eat Foods. [http://www.hc-sc.gc.ca/fn-an/alt\\_formats/pdf/legislation/pol/policy\\_listeria\\_monocytogenes\\_2011-eng.pdf](http://www.hc-sc.gc.ca/fn-an/alt_formats/pdf/legislation/pol/policy_listeria_monocytogenes_2011-eng.pdf)
15. FAO/WHO (Food and Agriculture Organization of the United Nations and the World Health Organization), 2004. Risk assessment of *Listeria monocytogenes* in ready-to-eat foods. [www.who.int/foodsafety/publications/micro/en/mra4.pdf](http://www.who.int/foodsafety/publications/micro/en/mra4.pdf)
16. Chen, Y., W.H. Ross, V.N. Scott and D.E. Gombas. 2003. *Listeria monocytogenes*: Low Levels Equal Low Risk. J. Food Protection, vol. 66 (4): 570–577.
17. European Commission Health and Consumer Protection Directorate-General, 1999. Opinion of the scientific committee on veterinary measures relating to public health on *Listeria monocytogenes*. [http://ec.europa.eu/food/fs/sc/scv/out25\\_en.pdf](http://ec.europa.eu/food/fs/sc/scv/out25_en.pdf)
18. Mazzotta, A., 2001. Heat Resistance of *Listeria monocytogenes* in Vegetables: Evaluation of Blanching Processes. J. Food Protection, vol. 64 (3): 385–387.
19. Bari, M.L. M. Nakauma, S. Todoriki, V.K. Juneja, K. Isshiki, and S. Kawamoto, 2005. Effectiveness of Irradiation Treatments in Inactivating *Listeria monocytogenes* on Fresh Vegetables at Refrigeration Temperature. J. Food Protection, vol. 68 (2): 318–323.
20. Tienungoon, S., D. A. Ratkowsky, T. A. McMeekin, and T. Ross. 2000. Growth Limits of *Listeria monocytogenes* as a Function of Temperature, pH, NaCl, and Lactic Acid. Appl. Environ. Microbiol. 66 (11): 4979-4987.



21. Ivanek, R. Y.T. Gröhn, and M. Wiedmann, 2007. *Listeria monocytogenes* in Multiple Habitats and Host Populations: Review of Available Data for Mathematical Modeling. *Foodborne Pathogens and Disease*. 3: 319-336.
22. U.S. Food and Drug Administration. 1998. Guide to Minimize Microbial Food Safety Hazards for Fresh Fruits and Vegetables. [www.fda.gov/downloads/Food/GuidanceComplianceRegulatoryInformation/GuidanceDocuments/ProduceandPlanProducts/UCM169112.pdf](http://www.fda.gov/downloads/Food/GuidanceComplianceRegulatoryInformation/GuidanceDocuments/ProduceandPlanProducts/UCM169112.pdf)
23. United Fresh Produce Association. Produce GAPs Harmonization Initiative. [www.unitedfresh.org/gap\\_harmonization](http://www.unitedfresh.org/gap_harmonization)
24. 3-A Sanitary Standards [http://www.techstreet.com/direct/3A\\_INDEX.pdf](http://www.techstreet.com/direct/3A_INDEX.pdf)
25. FSIS Compliance Guideline: Controlling *Listeria monocytogenes* in Post-lethality Exposed Ready-to-Eat Meat and Poultry Products. 2012. [www.fsis.usda.gov/shared/PDF/Controlling\\_LM\\_RTE\\_guideline\\_0912.pdf](http://www.fsis.usda.gov/shared/PDF/Controlling_LM_RTE_guideline_0912.pdf)

---

## ADDITIONAL RESOURCES

---

- Butts, J. 2003. Seek & Destroy: Identifying and Controlling *Listeria monocytogenes* Growth Niches. *Food Safety Magazine* 9:24-29, 58.
- Cruz, C.D. and G.C. Fletcher. 2012. Assessing manufacturers' recommended concentrations of commercial sanitizers on inactivation of *Listeria monocytogenes*. *Food Control* 26: 194-199. <http://dx.doi.org/10.1016/j.foodcont.2012.01.041>
- Heisick, J.E., D.E. Wagner, M.L. Nierman and J.T. Peeler, 1989. *Listeria* spp. Found on Fresh Market Produce. *Appl. Environ. Microbiol.* 55: 1925-1927.
- Johnstone L., L.A. Jaykus, D. Moll, M.C. Martinez, J. Anciso, B. Mora, C.L. Moe. 2005. Field Study of the Microbiological Quality of Fresh Produce. *J Food Protection* 68 (9): 1840-1847.
- Lauytey, E., A. Hartmann, F. Pagotto, K. Tyler, D.R. Lapen, G. Wilkes, P. Piveteau, A. Rieu, W.J. Robertson, D.T. Medeiros, T.A. Edge, V. Gannon and E. Topp, 2007. Characteristics and frequency of detection of fecal *Listeria monocytogenes* shed by livestock, wildlife, and humans. *Can. J. Microbiol.* 53: 1158-1167.
- Moshtaghi, H, S.R. Garg and U.V. Mandokhot, 2003. Prevalence of *Listeria* in Soil. *Indian J Exp Biol.* 41 (12): 1466-1468.
- Prazak, A.M., E.A. Murano, I. Mercado, G.R. Acuff, 2002. Prevalence of *Listeria monocytogenes* during Production and Postharvest Processing of Cabbage *J. Food Protection* 65 (11): 1728-1734.
- Sauders, B. D., Overdeest, J., Fortes, E., Windham, K., Schukken, Y., Lembo, A., & Wiedmann, M. (2012). Diversity of *Listeria* species in urban and natural environments. *Appl. Environ. Microbiol.* 78 (12), 4420-4433.
- Suslow, T. and L. Harris, 2000. Guidelines for Controlling *Listeria monocytogenes* in Small- to Medium-Scale Packing and Fresh-cut Operations. <http://anrcatalog.ucdavis.edu/pdf/8015.pdf>
- Tompkin, R.B. 2002. Control of *Listeria monocytogenes* in the Food-Processing Environment. *J Food Prot.* 65 (4):709-725.
- United Fresh Produce Association Food Safety & Technology Council, 2010. Microbiological Testing of Fresh Produce. [www.unitedfresh.org/assets/food\\_safety/MicroWhite\\_Paper.pdf](http://www.unitedfresh.org/assets/food_safety/MicroWhite_Paper.pdf)
- U.S. Department of Agriculture, 2012. FSIS Compliance Guideline: Controlling *Listeria monocytogenes* in Post-lethality Exposed Ready-to-Eat Meat and Poultry Products. [http://www.fsis.usda.gov/shared/PDF/Controlling\\_LM\\_RTE\\_guideline\\_0912.pdf](http://www.fsis.usda.gov/shared/PDF/Controlling_LM_RTE_guideline_0912.pdf)
- U.S. Food and Drug Administration, 2012. Bad Bug Book, Foodborne Pathogenic Microorganisms and Natural Toxins. 2<sup>nd</sup> Edition. *Listeria monocytogenes*, pp. 99-103. [www.fda.gov/food/foodborneillnesscontaminants/causesofillnessbadbugbook/default.htm](http://www.fda.gov/food/foodborneillnesscontaminants/causesofillnessbadbugbook/default.htm)
- U.S. Food and Drug Administration, 2013. Preventive Control Measures for Fresh & Fresh-Cut Produce, Chapter IV. [www.fda.gov/Food/FoodScienceResearch/SafePracticesforFoodProcesses/ucm091265.htm](http://www.fda.gov/Food/FoodScienceResearch/SafePracticesforFoodProcesses/ucm091265.htm)
- Van Renterghem, B., F. Huysman, R. Rygole and W. Verstraete, 1991. Detection and Prevalence of *Listeria monocytogenes* in the Agricultural Ecosystem, *J Applied Bacteriology* 71 (3):211-217.
- Yoshida, T., T. Sugimoto, M. Sato and K. Hirai. 2000. Incidence of *Listeria monocytogenes* in Wild Animals in Japan. *J. Vet. Med. Sci.* 62 (6): 673-675.

---

## CASE STUDIES

---

The following “case studies” describe actual investigations of *Listeria* entrenchments in produce handling operations. These studies are provided as examples to assist produce operations in recognizing vulnerabilities and to assist in investigations. United Fresh thanks the operations that provided these examples for the produce industry to gain value from their experiences.

### **Listeria Case Study #1: The Importance of Controlling Traffic Patterns**

#### **Description of Initial Event:**

During routine environmental swabbing, a positive for *Listeria* spp. was detected on a floor in the raw product storage/staging room of a fruit and vegetable processing plant. The company’s standard operating procedure called for (1) investigation of the immediate area for risk factors, (2) intensified sanitation efforts in the area, and (3) completion of subsequent swabbing of the same positive site for 3 consecutive days to ensure the issue had been resolved. After each individual positive swab, corrective actions 1-3 were implemented, and all immediate follow up swabs were negative. However over a period of 6 months, 3 positive swabs were noted in the same general floor area.

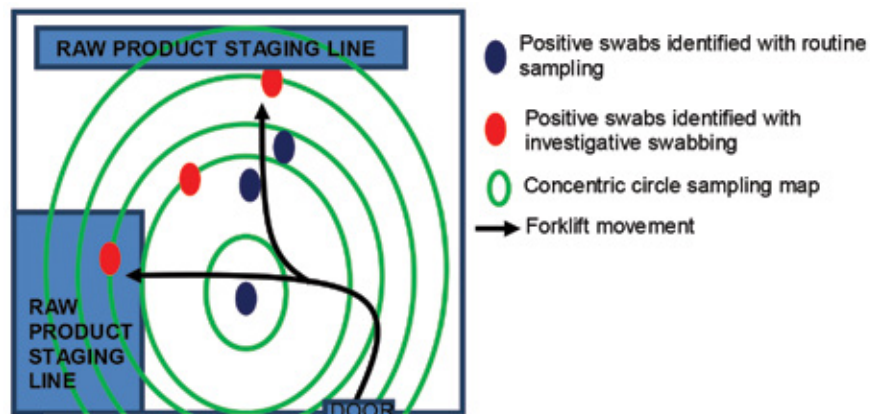
#### **Investigation and Root Cause Analysis:**

Investigative Swabbing: Additional environmental swabbing was conducted in a concentric circular pattern around the general area of the sites testing positive. Areas sampled included equipment, forklifts, floors and drains adjacent to and the positive swab. Subsequent, intensified swabbing noted further positive swab results which were mapped (see diagram).

Investigating Facility and Equipment: Floors and equipment were in excellent condition. Potential harborage sites were not identified.

Sanitation Practices: No opportunities were found in regular sanitation practices.

Traffic Patterns: Although personnel traffic was limited and controlled through the area, it was noted that one forklift regularly followed the same path as the pattern of positive swabs noted in the plant (see diagram). Moreover, the forklift regularly exited the building and drove through an area where a trailer collected cull waste conveyed from the processing room.



#### **Corrective Actions:**

After investigation, it was determined that the most probable root cause was the forklift continually exiting and reentering the facility after being exposed to a cull waste area outside. Subsequently, forklifts were segregated for use exclusively inside or outside. Floor sanitizers were also applied at all forklift paths in the facility. Extensive follow-up swabbing was performed for 8 weeks, and all subsequent routine swabbing in the area verified that corrective actions were effective and the source of the organism had been eliminated.

## **Listeria Case Study #2: Listeria on Fresh-cut Bell Pepper**

### **Description of Event:**

The grower/shipper company was supplying green and red, field grown bell peppers to retail and, more recently, fresh-cut processing for retail and foodservice SKUs. Their expanded sales to fresh-cut processors generated an opportunity to extend regional production into late season. Yield and quality of peppers were very good until late summer, when early fall rains triggered rejections due to Bacterial Black Stem Rot, Soft Rot and Gray Mold, especially on red fruit.

The high disease pressure made dump tank management very difficult and complaints of Stem Rot increased at retail over the next several days. Recognizing that the dump tank from field bins was spreading Stem Rot contamination, the company changed to a dry dump. A plywood slant dump and primary grading table was constructed over the wet dump tank and short flume line. After pulling out splits and culls, the peppers were manually assisted to pass under an angled spray bed to remove visible field dirt and leaf residue. Water from the sprayer drained back onto and under the plywood and supporting rack ledge. The decay situation greatly improved for the next several harvests and, due to the success, the dry dump was left in place and used for the next few weeks.

At the time, there was no thought to having an environmental testing program of any kind.

Routine testing by the fresh-cut processor revealed a *Listeria* spp. problem in their receiving area, which later showed up in processing. More detailed testing revealed *L. monocytogenes* on many retained bell pepper cartons from the grower/shipper. Eventually the source of the *L. monocytogenes* was traced back to the dry dump tables, where pepper and juice residues and spray-water entrapped at junctions between the plywood and wet-dump supports supported harborage and growth the pathogen.

### **Key Lesson:**

Design of produce handling systems should always take cleanability and the potential for harborage into account, but any changes to a system should trigger a re-evaluation of risk. Expedient fixes can drastically alter the risk of pathogen entrenchment and product contamination.



United Fresh Produce Association  
1901 Pennsylvania Avenue, NW, Suite 1100  
Washington, DC 20006  
202-303-3400  
[www.unitedfresh.org](http://www.unitedfresh.org)